

For Research Use Only

PLEKHM1 Polyclonal antibody

Catalog Number: 16202-1-AP **2 Publications**



Basic Information

Catalog Number:

16202-1-AP

Size:

450 µg/ml

Source:

Rabbit

Isotype:

IgG

Immunogen Catalog Number:

AG9145

GenBank Accession Number:

BC064361

GeneID (NCBI):

9842

UNIPROT ID:

Q9Y4G2

Full Name:

pleckstrin homology domain containing, family M (with RUN domain) member 1

Calculated MW:

117 kDa

Observed MW:

117 kDa

Purification Method:

Antigen affinity purification

Recommended Dilutions:

WB 1:200-1:1000

IHC 1:50-1:500

Applications

Tested Applications:

IHC, WB, ELISA

Cited Applications:

WB

Species Specificity:

human, mouse, rat

Cited Species:

human, mouse

Note-IHC: suggested antigen retrieval with TE buffer pH 9.0; (*) Alternatively, antigen retrieval may be performed with citrate buffer pH 6.0

Positive Controls:

WB: ROS1728 cells, mouse liver tissue

IHC: human kidney tissue, human liver cancer tissue, human breast cancer tissue

Background Information

Notable Publications

Author	Pubmed ID	Journal	Application
Hongkun Lin	35277017	Nutrients	WB
Wang Zheng	35913916	Autophagy	WB

Storage

Storage:

Store at -20°C. Stable for one year after shipment.

Storage Buffer:

PBS with 0.02% sodium azide and 50% glycerol pH 7.3.

Aliquoting is unnecessary for -20°C storage

For technical support and original validation data for this product please contact:

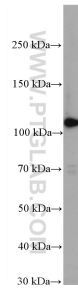
T: 4006900926

E: Proteintech-CN@ptglab.com

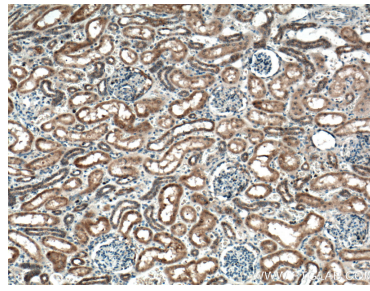
W: ptgcn.com

This product is exclusively available under Proteintech Group brand and is not available to purchase from any other manufacturer.

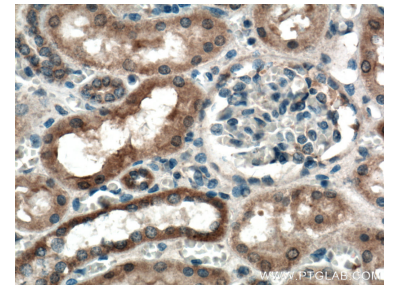
Selected Validation Data



ROS1728 cells were subjected to SDS PAGE followed by western blot with 16202-1-AP (PLEKHM1 antibody) at dilution of 1:300 incubated at room temperature for 1.5 hours.



Immunohistochemical analysis of paraffin-embedded human kidney tissue slide using 16202-1-AP (PLEKHM1 antibody) at dilution of 1:200 (under 10x lens. Heat mediated antigen retrieval with Tris-EDTA buffer (pH 9.0).



Immunohistochemical analysis of paraffin-embedded human kidney tissue slide using 16202-1-AP (PLEKHM1 antibody) at dilution of 1:200 (under 40x lens. Heat mediated antigen retrieval with Tris-EDTA buffer (pH 9.0).