

For Research Use Only

Cyp2c7 Polyclonal antibody

Catalog Number: 55452-1-AP



Basic Information

Catalog Number:

55452-1-AP

Size:

1000 µg/ml

Source:

Rabbit

Isotype:

IgG

GenBank Accession Number:

NM_017158

GeneID (NCBI):

29298

UNIPROT ID:

P05179

Full Name:

cytochrome P450, family 2, subfamily c, polypeptide 7

Calculated MW:

56 kDa

Observed MW:

56 kDa

Purification Method:

Antigen affinity purification

Recommended Dilutions:

WB 1:500-1:1000

IHC 1:50-1:500

Applications

Tested Applications:

IHC, WB, ELISA

Species Specificity:

mouse, rat

Note-IHC: suggested antigen retrieval with TE buffer pH 9.0; (*) Alternatively, antigen retrieval may be performed with citrate buffer pH 6.0

Positive Controls:

WB: rat heart tissue,

IHC: rat liver tissue,

Background Information

Storage

Storage:

Store at -20°C. Stable for one year after shipment.

Storage Buffer:

PBS with 0.02% sodium azide and 50% glycerol pH 7.3.

Aliquoting is unnecessary for -20°C storage

For technical support and original validation data for this product please contact:


T: 4006900926

E: Proteintech-CN@ptglab.com

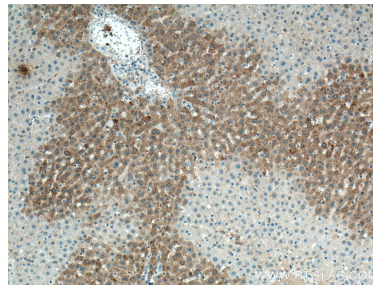
W: ptgcn.com

This product is exclusively available under Proteintech Group brand and is not available to purchase from any other manufacturer.

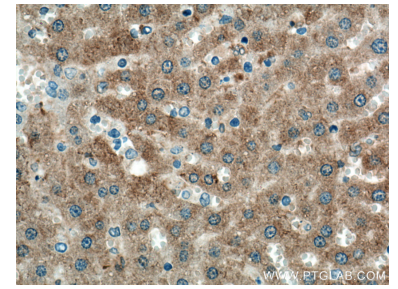
Selected Validation Data



rat heart tissue were subjected to SDS PAGE followed by western blot with 55452-1-AP (Cyp2c7 antibody) at dilution of 1:500 incubated at room temperature for 1.5 hours.



Immunohistochemical analysis of paraffin-embedded rat liver tissue slide using 55452-1-AP (Cyp2c7 antibody) at dilution of 1:200 (under 10x lens). Heat mediated antigen retrieval with Tris-EDTA buffer (pH 9.0).



Immunohistochemical analysis of paraffin-embedded rat liver tissue slide using 55452-1-AP (Cyp2c7 antibody) at dilution of 1:200 (under 40x lens). Heat mediated antigen retrieval with Tris-EDTA buffer (pH 9.0).