

For Research Use Only

GST Tag Monoclonal antibody

Catalog Number: 66001-2-Ig **147 Publications**



Basic Information

Catalog Number:

66001-2-Ig

Concentration:

1000 µg/ml

Source:

Mouse

Isotype:

IgG2a

GenBank Accession Number:

FN315687

GeneID (NCBI):

Full Name:

Calculated MW:

26 kDa

Purification Method:

Protein A purification

CloneNo.:

3G12B10

Recommended Dilutions:

WB 1:5000-1:50000

IP 0.5-4.0 µg for 1.0-3.0 mg of total protein lysate

Applications

Tested Applications:

WB, IP, ELISA

Cited Applications:

WB, IF, IP, CoIP, ChIP

Species Specificity:

Recombinant protein, Schistosoma japonicum

Cited Species:

human

Positive Controls:

WB: Recombinant protein,

IP: E. coli lysate,

Background Information

Protein tags are protein or peptide sequences located either on the C- or N- terminal of the target protein, which facilitates one or several of the following characteristics: solubility, detection, purification, localization and expression. GST (Glutathione S-Transferase) is a widely used protein tag encoded by the Schistosoma japonicum. GST provides both an easily detectable tag and a simple purification process with little effect on the biological function of the protein of interest. Antibodies to GST are useful for checking protein expression both in plaques and on Western blots as well as for immunoaffinity purification of proteins expressed in cells. This antibody recognizes the GST-tag fused to either the N- or C-terminus of targeted proteins.

Notable Publications

Author	Pubmed ID	Journal	Application
Roni Levin-Konigsberg	31570833	Nat Cell Biol	WB
Nan Zhang	30274774	Biochem Biophys Res Commun	WB
Yanmin Guo	36192478	Oncogene	IP

Storage

Storage:

Store at -20°C. Stable for one year after shipment.

Storage Buffer:

PBS with 0.02% sodium azide and 50% glycerol, pH7.3

Aliquoting is unnecessary for -20°C storage

For technical support and original validation data for this product please contact:

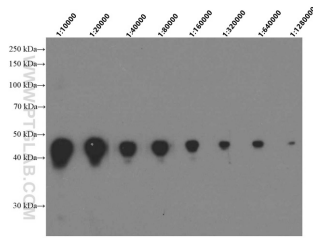
T: 4006900926

E: Proteintech-CN@ptglab.com


W: ptgcn.com

This product is exclusively available under Proteintech Group brand and is not available to purchase from any other manufacturer.

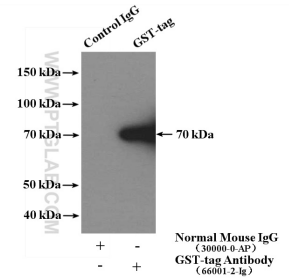
Selected Validation Data



GST tagged recombinant protein (25ng/lane) was subjected to SDS-PAGE followed by western blot with anti-GST tag monoclonal antibody 66001-2-Ig at various dilutions.



GST protein (25 ng), pGEX6P-1 vector expressed in *E. coli*, were subjected to SDS PAGE followed by western blot with 66001-2-Ig (GST Tag antibody, 1:200,000) incubated at room temperature for 1.5 hours.



IP result of anti-GST Tag (IP:66001-2-Ig, 5ug; Detection:66001-2-Ig 1:10000) with Total *E. coli* lysate (with pGEX4T fused plasmid) 1360 ug.