

For Research Use Only

CA14 Polyclonal antibody

Catalog Number: 13736-1-AP



Basic Information

Catalog Number:

13736-1-AP

Size:

800 µg/ml

Source:

Rabbit

Isotype:

IgG

Immunogen Catalog Number:

AG4673

GenBank Accession Number:

BC034412

GeneID (NCBI):

23632

UNIPROT ID:

Q9ULX7

Full Name:

carbonic anhydrase XIV

Calculated MW:

337 aa, 38 kDa

Observed MW:

45-50 kDa

Purification Method:

Antigen affinity purification

Recommended Dilutions:

WB 1:1000-1:6000

Applications

Tested Applications:

WB, ELISA

Species Specificity:

human, mouse

Positive Controls:

WB : mouse eye tissue, mouse retina tissue

Background Information

Carbonic anhydrase XIV (CA XIV, Car14) is highly expressed in the hepatocyte with predominance in the canalicular membrane and its active site in the extracellular milieu. The CA XIV isoform may also be of importance for regulation of neuronal excitability and transport processes in brain.

Storage

Storage:

Store at -20°C. Stable for one year after shipment.

Storage Buffer:

PBS with 0.02% sodium azide and 50% glycerol pH 7.3.

Aliquoting is unnecessary for -20°C storage

For technical support and original validation data for this product please contact:

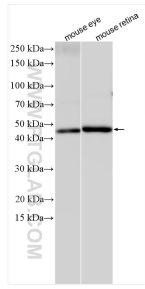
T: 4006900926

E: Proteintech-CN@ptglab.com

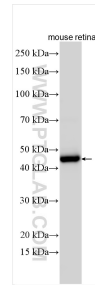
W: ptgcn.com

This product is exclusively available under Proteintech Group brand and is not available to purchase from any other manufacturer.

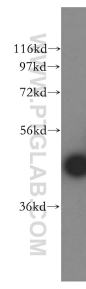
Selected Validation Data



Various lysates were subjected to SDS PAGE followed by western blot with 13736-1-AP (CA14 antibody) at dilution of 1:3000 incubated at room temperature for 1.5 hours.



Various lysates were subjected to SDS PAGE followed by western blot with 13736-1-AP (CA14 antibody) at dilution of 1:1500 incubated at room temperature for 1.5 hours.



mouse eye tissue were subjected to SDS PAGE followed by western blot with 13736-1-AP (CA14 antibody) at dilution of 1:400 incubated at room temperature for 1.5 hours.