For Research Use Only

ABI2 Polyclonal antibody

Catalog Number:14890-1-AP 3 Publications

proteintech®
Antibodies | ELISA kits | Proteins
www.ptglab.com

Basic Information

Catalog Number:
14890-1-AP

Size:
500 μg/ml

Source:
Rabbit

Isotype:
IgG

Immunogen Catalog Number:
AG6679

GenBank Accession Number:
BC001439

GeneID (NCBI):
10152

UNIPROT ID:
Q9NYB9

Full Name:
abl interactor 2

Calculated MW:
56 kDa

Observed MW:
52-56 kDa

Purification Method:
Antigen affinity purification

Recommended Dilutions:
WB 1:2000-1:6000
IHC 1:20-1:200

Applications

Tested Applications:
IHC, WB,ELISA

Cited Applications:
WB, CoIP

Species Specificity:
human, mouse, rat

Cited Species:
human, mouse

Note-IHC: suggested antigen retrieval with TE buffer pH 9.0; (*) Alternatively, antigen retrieval may be performed with citrate buffer pH 6.0

Positive Controls:

WB : HEK-293 cells, mouse heart tissue, mouse uterus tissue, mouse testis tissue, mouse brain tissue, HeLa cells, K-562 cells, SH-SY5Y cells

IHC : human brain tissue, human testis tissue

Background Information

Notable Publications

Author	Pubmed ID	Journal	Application
Hannah E Salapa	38191621	Nat Commun	WB
Qiang Zhu	38081847	Nat Commun	WB,CoIP
Xiaoguang Liu	36747082	Nat Cell Biol	WB

Storage

Storage:
Store at -20°C. Stable for one year after shipment.
Storage Buffer:
PBS with 0.02% sodium azide and 50% glycerol pH 7.3.
Aliquoting is unnecessary for -20°C storage

This product is exclusively available under Proteintech Group brand and is not available to purchase from any other manufacturer.

Selected Validation Data



Various lysates were subjected to SDS PAGE followed by western blot with 14890-1-AP (ABI2 antibody) at dilution of 1:5000 incubated at room temperature for 1.5 hours.

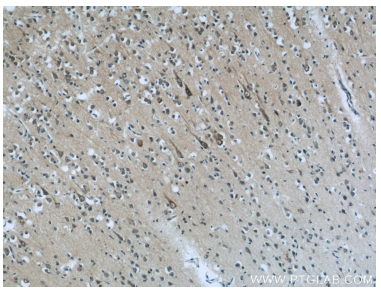

Immunohistochemical analysis of paraffin-embedded human brain tissue slide using 14890-1-AP (ABI2 Antibody) at dilution of 1:50 (under 10x lens).

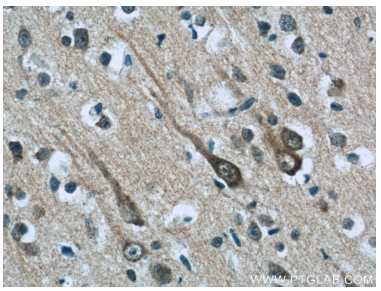

Immunohistochemical analysis of paraffin-embedded human brain tissue slide using 14890-1-AP (ABI2 Antibody) at dilution of 1:50 (under 40x lens).