

RPL18A Polyclonal antibody

Catalog Number: 15751-1-AP

Basic Information

Catalog Number:

15751-1-AP

Size:

240 µg/ml

Source:

Rabbit

Isotype:

IgG

Immunogen Catalog Number:

AG8251

GenBank Accession Number:

BC007512

GeneID (NCBI):

6142

UNIPROT ID:

Q02543

Full Name:

ribosomal protein L18a

Calculated MW:

21 kDa

Observed MW:

21 kDa

Purification Method:

Antigen affinity purification

Recommended Dilutions:

WB 1:500-1:2000

IP 0.5-4.0 µg for 1.0-3.0 mg of total protein lysate

IHC 1:20-1:200

Applications

Tested Applications:

IHC, IP, WB, ELISA

Species Specificity:

human, mouse, rat

Note-IHC: suggested antigen retrieval with TE buffer pH 9.0; (*) Alternatively, antigen retrieval may be performed with citrate buffer pH 6.0

Positive Controls:

WB: HeLa cells, Jurkat cells, NIH/3T3 cells, mouse brain tissue, rat brain tissue

IP: Jurkat cells,

IHC: human brain tissue,

Background Information

Storage

Storage:


Store at -20°C. Stable for one year after shipment.

Storage Buffer:

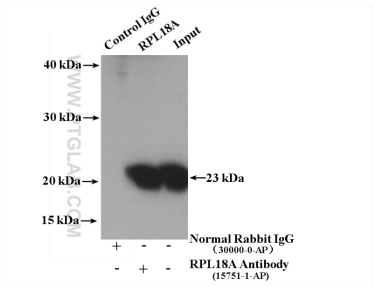
PBS with 0.02% sodium azide and 50% glycerol pH 7.3.

Aliquoting is unnecessary for -20°C storage

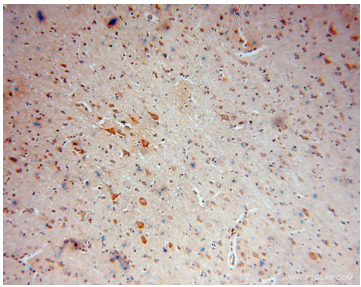
Selected Validation Data



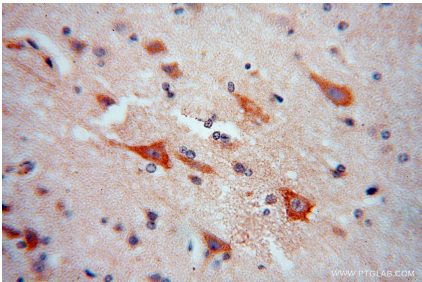
Various lysates were subjected to SDS PAGE followed by western blot with 15751-1-AP (RPL18A antibody) at dilution of 1:1000 incubated at room temperature for 1.5 hours.



IP result of anti-RPL18A (IP:15751-1-AP, 4ug; Detection:15751-1-AP 1:500) with Jurkat cells lysate 3200 ug.



Immunohistochemical analysis of paraffin-embedded human brain using 15751-1-AP (RPL18A antibody) at dilution of 1:100 (under 10x lens).



Immunohistochemical analysis of paraffin-embedded human brain using 15751-1-AP (RPL18A antibody) at dilution of 1:100 (under 40x lens).