

For Research Use Only

STX17 Polyclonal antibody

Catalog Number: 17815-1-AP

Featured Product

51 Publications



Basic Information

Catalog Number:

17815-1-AP

Concentration:

500 ug/ml

Source:

Rabbit

Isotype:

IgG

Immunogen Catalog Number:

AG12134

GenBank Accession Number:

BC111009

GeneID (NCBI):

55014

UNIPROT ID:

P56962

Full Name:

syntaxin 17

Calculated MW:

302 aa, 33 kDa

Observed MW:

33-38 kDa

Purification Method:

Antigen affinity purification

Recommended Dilutions:

WB 1:2000-1:12000

IP 0.5-4.0 ug for 1.0-3.0 mg of total protein lysate

IHC 1:200-1:800

Applications

Tested Applications:

WB, IHC, IP, ELISA

Cited Applications:

WB, IHC, IF, IP, CoIP

Species Specificity:

human, mouse, rat

Cited Species:

human, mouse, rat, monkey

Note-IHC: suggested antigen retrieval with TE buffer pH 9.0; (*) Alternatively, antigen retrieval may be performed with citrate buffer pH 6.0

Positive Controls:

WB : HEK-293 cells, L02 cells, human testis tissue, mouse testis tissue, A375 cells, rat testis tissue, Jurkat cells

IP : HepG2 cells,

IHC : mouse testis tissue, human kidney tissue

Background Information

SNAREs, soluble N-ethylmaleimide-sensitive factor-attachment protein receptors, are essential proteins for the fusion of cellular membranes. Syntaxin 17 (STX17) is a SNARE of the autophagosome involved in autophagy through the direct control of autophagosome membrane fusion with the lysosome membrane. STX17 may also play a role in the early secretory pathway where it may maintain the architecture of the endoplasmic reticulum-Golgi intermediate compartment/ERGIC and Golgi and/or regulate transport between the endoplasmic reticulum, the ERGIC, and the Golgi.

Notable Publications

Author	Pubmed ID	Journal	Application
Ingrid Morales	29028815	PLoS One	IF
Zhilong Zheng	31794745	Exp Neurol	IP
Zheng Li	31775910	Stem Cell Res Ther	WB

Storage

Storage:

Store at -20°C. Stable for one year after shipment.

Storage Buffer:

PBS with 0.02% sodium azide and 50% glycerol, pH7.3

Aliquoting is unnecessary for -20°C storage

For technical support and original validation data for this product please contact:

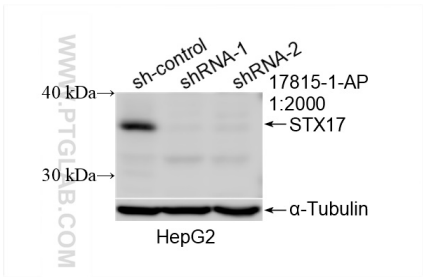
T: 4006900926

E: Proteintech-CN@ptglab.com


W: ptgcn.com

This product is exclusively available under Proteintech Group brand and is not available to purchase from any other manufacturer.

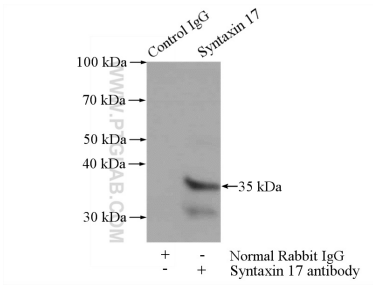
Selected Validation Data



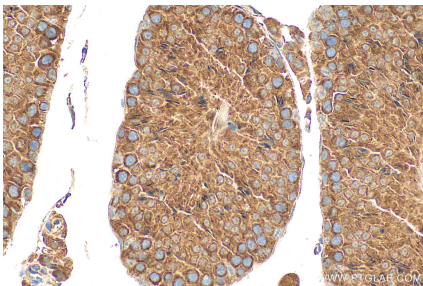
WB result of STX17 antibody (17815-1-AP; 1:2000; incubated at room temperature for 1.5 hours) with sh-Control and sh-STX17 transfected HepG2 cells.



Various lysates were subjected to SDS PAGE followed by western blot with 17815-1-AP (STX17 antibody) at dilution of 1:6000 incubated at room temperature for 1.5 hours.



IP result of anti-STX17 (IP:17815-1-AP, 4ug; Detection:17815-1-AP 1:1000) with HepG2 cells lysate 3600ug.



Immunohistochemical analysis of paraffin-embedded mouse testis tissue slide using 17815-1-AP (STX17 antibody) at dilution of 1:400 (under 40x lens). Heat mediated antigen retrieval with Tris-EDTA buffer (pH 9.0).