

# TRAF3 Polyclonal antibody

Catalog Number: 18099-1-AP

Featured Product

19 Publications

## Basic Information

## Catalog Number:

18099-1-AP

## Size:

800 µg/ml

## Source:

Rabbit

## Isotype:

IgG

## Immunogen Catalog Number:

AG12185

## GenBank Accession Number:

BC075087

## GeneID (NCBI):

7187

## UNIPROT ID:

Q13114

## Full Name:

TNF receptor-associated factor 3

## Calculated MW:

568 aa, 64 kDa

## Observed MW:

55-60 kDa

## Purification Method:

Antigen affinity purification

## Recommended Dilutions:

WB 1:1000-1:6000

IP 0.5-4.0 µg for 1.0-3.0 mg of total protein lysate

## Applications

## Tested Applications:

IP, WB, ELISA

## Cited Applications:

WB, IF

## Species Specificity:

human, mouse

## Cited Species:

human, rat, sheep, mouse, pig

## Positive Controls:

WB : COLO 320 cells, HEK-293 cells, multi-cells, HeLa cells, Raji cells, NIH/3T3 cells

IP : Raji cells,

## Background Information

TNF receptor-associated factor 3 (TRAF3) has many alternative names including CAP-1, CD40 receptor-associated factor 1 (CRAF1), CD40-binding protein (CD40BP) and LMP1-associated protein 1 (LAP1). TRAF3 regulates pathways leading to the activation of NF-kappa-B and MAP kinases, and plays a central role in the regulation of innate immune response. It modulates signaling pathways leading to the production of cytokines and interferon. As an essential constituent of several E3 ubiquitin-protein ligase complexes, TRAF3 promote 'Lys-63'-linked ubiquitination of target proteins. Moreover, TRAF3 undergoes both 'Lys-48'-linked and 'Lys-63'-linked ubiquitination in response to various stimuli and is deubiquitinated by OTUB1, OTUB2 and OTUD5. Several alternatively spliced transcript variants encoding distinct isoforms (64 kDa and 55 kDa) have been reported.

## Notable Publications

Author	Pubmed ID	Journal	Application
Hai-Wei Chen	26456228	Sci Rep	WB
Yanli Wei	33028715	J Virol	WB
Jun Kang	33148796	J Virol	WB

## Storage

## Storage:

Store at -20°C. Stable for one year after shipment.

## Storage Buffer:

PBS with 0.02% sodium azide and 50% glycerol pH 7.3.

Aliquoting is unnecessary for -20°C storage

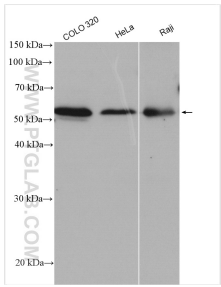
For technical support and original validation data for this product please contact:

T: 4006900926

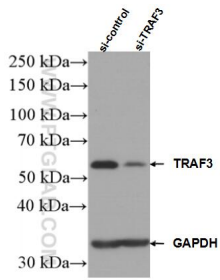
E: [Proteintech-CN@ptglab.com](mailto:Proteintech-CN@ptglab.com)W: [ptgcn.com](http://ptgcn.com)

This product is exclusively available under Proteintech Group brand and is not available to purchase from any other manufacturer.

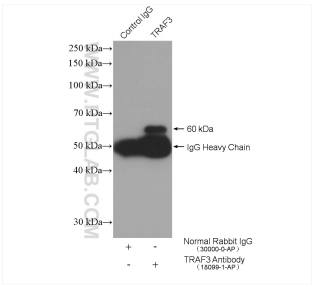
Selected Validation Data



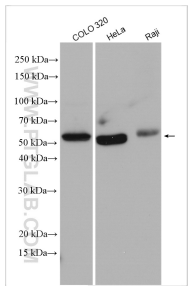
Various lysates were subjected to SDS PAGE followed by western blot with 18099-1-AP (TRAF3 antibody) at dilution of 1:3000 incubated at room temperature for 1.5 hours.



WB result of TRAF3 antibody (18099-1-AP; 1:2000; incubated at room temperature for 1.5 hours) with sh-Control and sh-TRAF3 transfected HEK-293 cells.



IP result of anti-TRAF3 (IP:18099-1-AP, 4ug; Detection:18099-1-AP 1:1000) with Raji cells lysate 3160 ug.



Various lysates were subjected to SDS PAGE followed by western blot with 18099-1-AP (TRAF3 antibody) at dilution of 1:3000 incubated at room temperature for 1.5 hours.