

For Research Use Only

MAGEA4 Polyclonal antibody

Catalog Number: 55109-1-AP



Basic Information

Catalog Number:

55109-1-AP

Size:

400 ug/ml

Source:

Rabbit

Isotype:

IgG

GenBank Accession Number:

NM_001011548

GeneID (NCBI):

4103

UNIPROT ID:

P43358

Full Name:

melanoma antigen family A, 4

Calculated MW:

35 kDa

Observed MW:

35-40 kDa

Purification Method:

Antigen affinity purification

Recommended Dilutions:

WB 1:500-1:1000

IHC 1:20-1:200

Applications

Tested Applications:

WB, IHC, ELISA

Species Specificity:

human

Positive Controls:

WB : human placenta tissue, A375 cells

IHC : human breast cancer tissue,

Note-IHC: suggested antigen retrieval with TE buffer pH 9.0; (*) Alternatively, antigen retrieval may be performed with citrate buffer pH 6.0

Background Information

MAGEA4, also named as MAGE4 and CT1.4, is one of the germ cell-specific markers (PMID:16540528). SMAGEA4 is one of the subgroup I MAGEAs members which may play important roles in the immune surveillance of certain tumor types and play important roles during embryogenesis.(PMID:15222021) The antibody is specific to MAGEA4.

Storage

Storage:

Store at -20°C. Stable for one year after shipment.

Storage Buffer:

PBS with 0.02% sodium azide and 50% glycerol pH 7.3.

Aliquoting is unnecessary for -20°C storage

For technical support and original validation data for this product please contact:

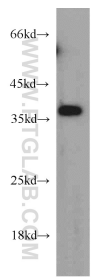
T: 4006900926

E: Proteintech-CN@ptglab.com

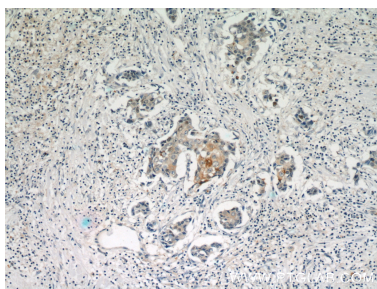
W: ptgcn.com

This product is exclusively available under Proteintech Group brand and is not available to purchase from any other manufacturer.

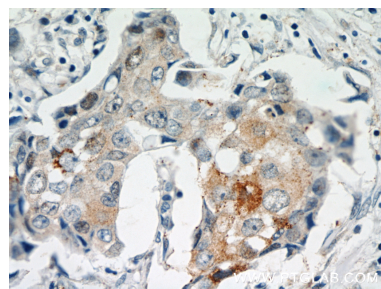
Selected Validation Data



human placenta tissue were subjected to SDS PAGE followed by western blot with 55109-1-AP (MAGEA4 antibody) at dilution of 1:300 incubated at room temperature for 1.5 hours.



Immunohistochemical analysis of paraffin-embedded human breast cancer using 55109-1-AP (MAGEA4 antibody) at dilution of 1:50 (under 10x lens).



Immunohistochemical analysis of paraffin-embedded human breast cancer using 55109-1-AP (MAGEA4 antibody) at dilution of 1:50 (under 40x lens).