

## FMO2 Monoclonal antibody

Catalog Number: 67019-1-Ig 2 Publications

## Basic Information

Catalog Number: 67019-1-Ig	GenBank Accession Number: BC005894	Purification Method: Protein A purification
Size: 1900 µg/ml	GeneID (NCBI): 2327	CloneNo.: 3F1F7
Source: Mouse	UNIPROT ID: Q99518	Recommended Dilutions: WB 1:2000-1:10000 IHC 1:150-1:600 IF 1:400-1:1600
Isotype: IgG1	Full Name: flavin containing monooxygenase 2	
Immunogen Catalog Number: AG8610	Calculated MW: 471aa, 54 kDa; 534aa, 61 kDa	
	Observed MW: 50-60 kDa	

## Applications

Tested Applications: IF/ICC, IHC, WB, ELISA	Positive Controls:
Cited Applications: IF, WB	WB : mouse lung tissue, A549 cells, pig lung tissue
Species Specificity: Human, Mouse, Pig	IHC : human lung cancer tissue,
Cited Species: human	IF : A549 cells,
<b>Note-IHC: suggested antigen retrieval with TE buffer pH 9.0; (*) Alternatively, antigen retrieval may be performed with citrate buffer pH 6.0</b>	

## Background Information

## Notable Publications

Author	Pubmed ID	Journal	Application
Zhenwei Song	35805068	Cells	IF
Shijiao Huang	33644069	Front Cell Dev Biol	WB


## Storage

Storage:  
Store at -20°C. Stable for one year after shipment.

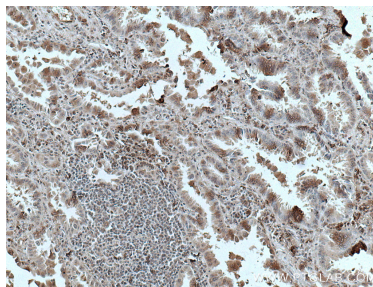
Storage Buffer:  
PBS with 0.02% sodium azide and 50% glycerol pH 7.3.

Aliquoting is unnecessary for -20°C storage

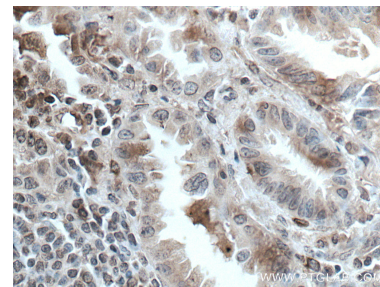
## Selected Validation Data



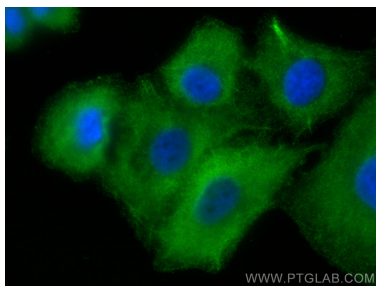
mouse lung tissue were subjected to SDS PAGE followed by western blot with 67019-1-Ig (FMO2 antibody) at dilution of 1:5000 incubated at room temperature for 1.5 hours.



Immunohistochemical analysis of paraffin-embedded human lung cancer tissue slide using 67019-1-Ig (FMO2 antibody) at dilution of 1:300 (under 10x lens. Heat mediated antigen retrieval with Tris-EDTA buffer (pH 9.0).



Immunohistochemical analysis of paraffin-embedded human lung cancer tissue slide using 67019-1-Ig (FMO2 antibody) at dilution of 1:300 (under 40x lens. Heat mediated antigen retrieval with Tris-EDTA buffer (pH 9.0).



Immunofluorescent analysis of (-20°C Methanol) fixed A549 cells using FMO2 antibody (67019-1-Ig, Clone: 3F1F7) at dilution of 1:400 and CoraLite®488-Conjugated AffiniPure Goat Anti-Mouse IgG(H+L).