

For Research Use Only

# UNC13D Monoclonal antibody

Catalog Number: 67193-1-Ig



## Basic Information

<b>Catalog Number:</b> 67193-1-Ig	<b>GenBank Accession Number:</b> BC067084	<b>Purification Method:</b> Protein G purification
<b>Size:</b> 1700 µg/ml	<b>GeneID (NCBI):</b> 201294	<b>CloneNo.:</b> 1C5C1
<b>Source:</b> Mouse	<b>UNIPROT ID:</b> Q70J99	<b>Recommended Dilutions:</b> WB 1:5000-1:10000 IHC 1:500-1:2000
<b>Isotype:</b> IgG1	<b>Full Name:</b> unc-13 homolog D (C. elegans)	
<b>Immunogen Catalog Number:</b> AG10497	<b>Calculated MW:</b> 1090 aa, 103 kDa	
	<b>Observed MW:</b> 120 kDa	

## Applications

**Tested Applications:**  
IHC, WB, ELISA

**Species Specificity:**  
Human, mouse, rat, pig

**Note-IHC: suggested antigen retrieval with TE buffer pH 9.0; (\*) Alternatively, antigen retrieval may be performed with citrate buffer pH 6.0**

**Positive Controls:**

**WB :** THP-1 cells, RAW 264.7 cells, pig spleen tissue, rat spleen tissue, K-562 cells, Jurkat cells, HL-60 cells

**IHC :** rat spleen tissue,

## Background Information

### Storage

**Storage:**  
Store at -20°C. Stable for one year after shipment.  
**Storage Buffer:**  
PBS with 0.02% sodium azide and 50% glycerol pH 7.3.  
Aliquoting is unnecessary for -20°C storage

For technical support and original validation data for this product please contact:

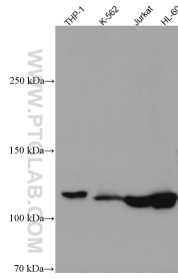
T: 4006900926

E: [Proteintech-CN@ptglab.com](mailto:Proteintech-CN@ptglab.com)

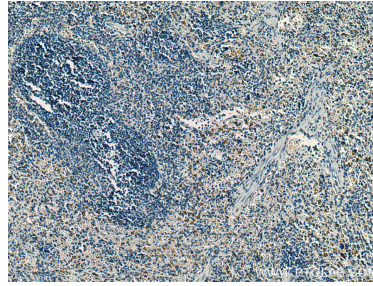
W: [ptgcn.com](http://ptgcn.com)

**This product is exclusively available under Proteintech Group brand and is not available to purchase from any other manufacturer.**

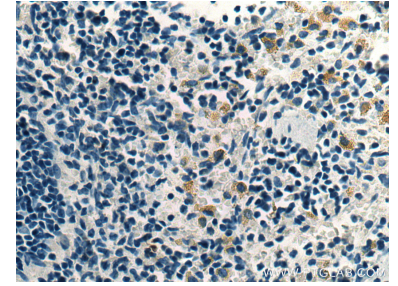
## Selected Validation Data



Various lysates were subjected to SDS PAGE followed by western blot with 67193-1-Ig (UNC13D antibody) at dilution of 1:10000 incubated at room temperature for 1.5 hours.



Immunohistochemical analysis of paraffin-embedded rat spleen tissue slide using 67193-1-Ig (UNC13D antibody) at dilution of 1:1000 (under 10x lens). Heat mediated antigen retrieval with Tris-EDTA buffer (pH 9.0).



Immunohistochemical analysis of paraffin-embedded rat spleen tissue slide using 67193-1-Ig (UNC13D antibody) at dilution of 1:1000 (under 40x lens). Heat mediated antigen retrieval with Tris-EDTA buffer (pH 9.0).