

For Research Use Only

IPO4 Monoclonal antibody

Catalog Number: 67549-1-Ig



Basic Information

Catalog Number: 67549-1-Ig	GenBank Accession Number: BC003690	Purification Method: Protein A purification
Size: 933 µg/ml	GeneID (NCBI): 79711	CloneNo.: 2F3H2
Source: Mouse	UNIPROT ID: Q8TEX9	Recommended Dilutions: WB 1:5000-1:50000 IHC 1:250-1:1000 IF 1:200-1:800
Isotype: IgG1	Full Name: importin 4	
Immunogen Catalog Number: AG2281	Calculated MW: 1081 aa, 118 kDa	
	Observed MW: 120 kDa	

Applications

Tested Applications:
IF/ICC, IHC, WB, ELISA

Species Specificity:
Human

Note-IHC: suggested antigen retrieval with TE buffer pH 9.0; (*) Alternatively, antigen retrieval may be performed with citrate buffer pH 6.0

Positive Controls:

WB: A549 cells, LNCaP cells, HeLa cells, HEK-293 cells, Jurkat cells, K-562 cells, HL-60 cells, THP-1 cells

IHC: human stomach cancer tissue,

IF: MCF-7 cells,

Background Information

Importin - 4 (IPO4) belongs to the importin β family which directs the cargo to pass through the nuclear pore complex via transient interaction with nucleoporins. IPO4 is responsible for transporting histones H3 and H4 into the nucleus for chromatin assembly. Recently IPO4 has been reported to contribute to gastric cancer progression and poor prognosis.

Storage

Storage:
Store at -20°C. Stable for one year after shipment.
Storage Buffer:
PBS with 0.02% sodium azide and 50% glycerol pH 7.3.
Aliquoting is unnecessary for -20°C storage

For technical support and original validation data for this product please contact:

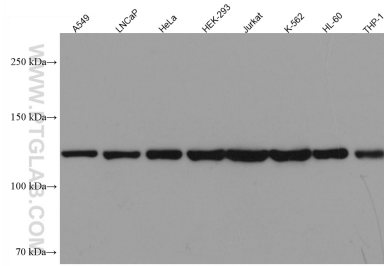
T: 4006900926

E: Proteintech-CN@ptglab.com

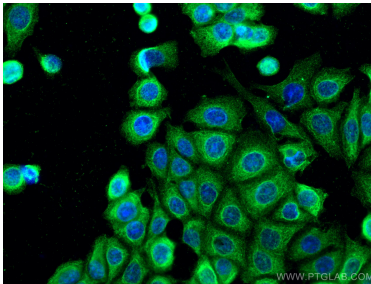
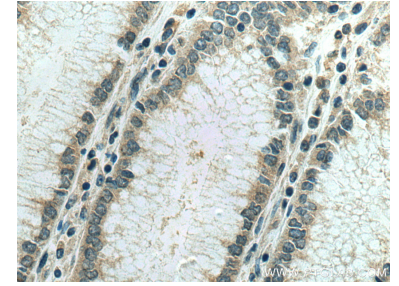
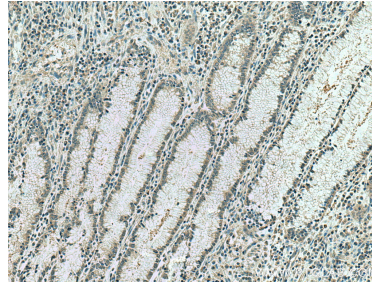
W: ptgcn.com

This product is exclusively available under Proteintech Group brand and is not available to purchase from any other manufacturer.

Selected Validation Data



Various lysates were subjected to SDS PAGE followed by western blot with 67549-1-Ig (IPO4 antibody) at dilution of 1:10000 incubated at room temperature for 1.5 hours.



Immunofluorescent analysis of (-20°C Methanol) fixed MCF-7 cells using IPO4 antibody (67549-1-Ig, Clone: 2F3H2) at dilution of 1:400 and CoraLite®488-Conjugated AffiniPure Goat Anti-Mouse IgG(H+L).