

IHC*easy* EIF2AK2 Ready-To-Use IHC Kit

Catalog Number: **KHC1546**

General Information

Sample type:
FFPE tissue

Cited sample type:

Reactivity:
Human, Mouse, Rat

Cited Reactivity:

Assay type:
Immunohistochemistry

Primary antibody type:
Rabbit Polyclonal

Secondary antibody type:
Polymer-HRP-Goat anti-Rabbit

Kit Component

Component	Size	Concentration
Antigen Retrieval Buffer	100 mL	50×
Washing Buffer	100 mL ×2	20×
Blocking Buffer	5 mL	RTU
Primary Antibody	5 mL	RTU
Secondary Antibody	5 mL	RTU
Chromogen Component A	0.2 mL	RTU
Chromogen Component B	4 mL	RTU
Signal Enhancer	5 mL	RTU
Counter Staining Reagent	5 mL	RTU
Mounting Media	5 mL	RTU
Control Slide	1 slide (Optional)	FFPE
Datasheet	1 Copy	
Manual	1 Copy	

Storage Instructions

All the reagents are stored at 2-8°C. The kit is stable for 6 months from the date of receipt.

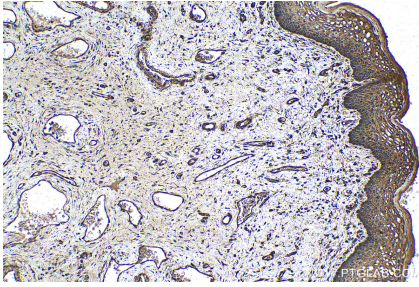
Background

The eukaryotic translation initiation factor 2-alpha kinase 2 (EIF2AK2, also known as PKR or PRKR) is an important component of the host innate immune antiviral response. The product of the HSAEIF2AK2 gene is a 68 kDa protein that is ubiquitously expressed at low levels. The N-terminal part of this protein contains two dsRNA binding motifs (dsRBM). The C-terminal EIF2S1 kinase domain includes 12 sub-domains that are conserved in several Species.

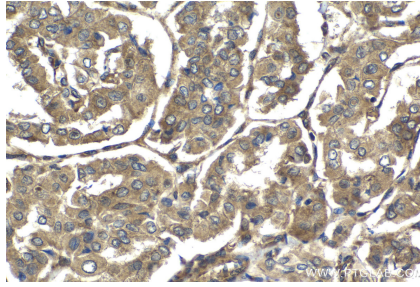
Synonyms

eIF 2A protein kinase 2, EIF2AK1, EIF2AK2, EIF2AK2, PKR, P1/eIF 2A protein kinase, p68 kinase, PKR, PRKR, Protein kinase RNA activated

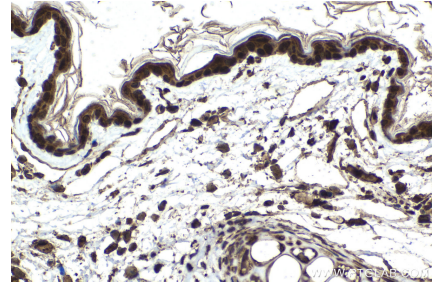
Selected Validation Data



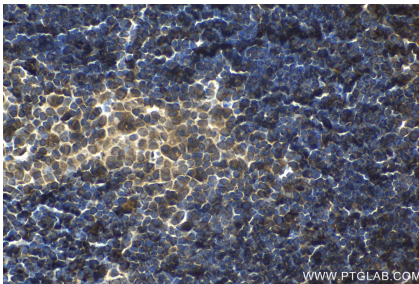
Immunohistochemical analysis of paraffin-embedded human cervical cancer tissue slide using KHC1546 (EIF2AK2, PKR IHC Kit).



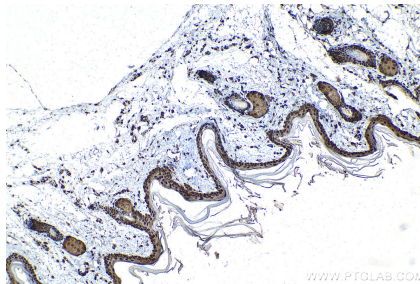
Immunohistochemical analysis of paraffin-embedded human thyroid cancer tissue slide using KHC1546 (EIF2AK2, PKR IHC Kit).



Immunohistochemical analysis of paraffin-embedded mouse skin tissue slide using KHC1546 (EIF2AK2, PKR IHC Kit).



Immunohistochemical analysis of paraffin-embedded mouse thymus tissue slide using KHC1546 (EIF2AK2, PKR IHC Kit).



Immunohistochemical analysis of paraffin-embedded rat skin tissue slide using KHC1546 (EIF2AK2, PKR IHC Kit).