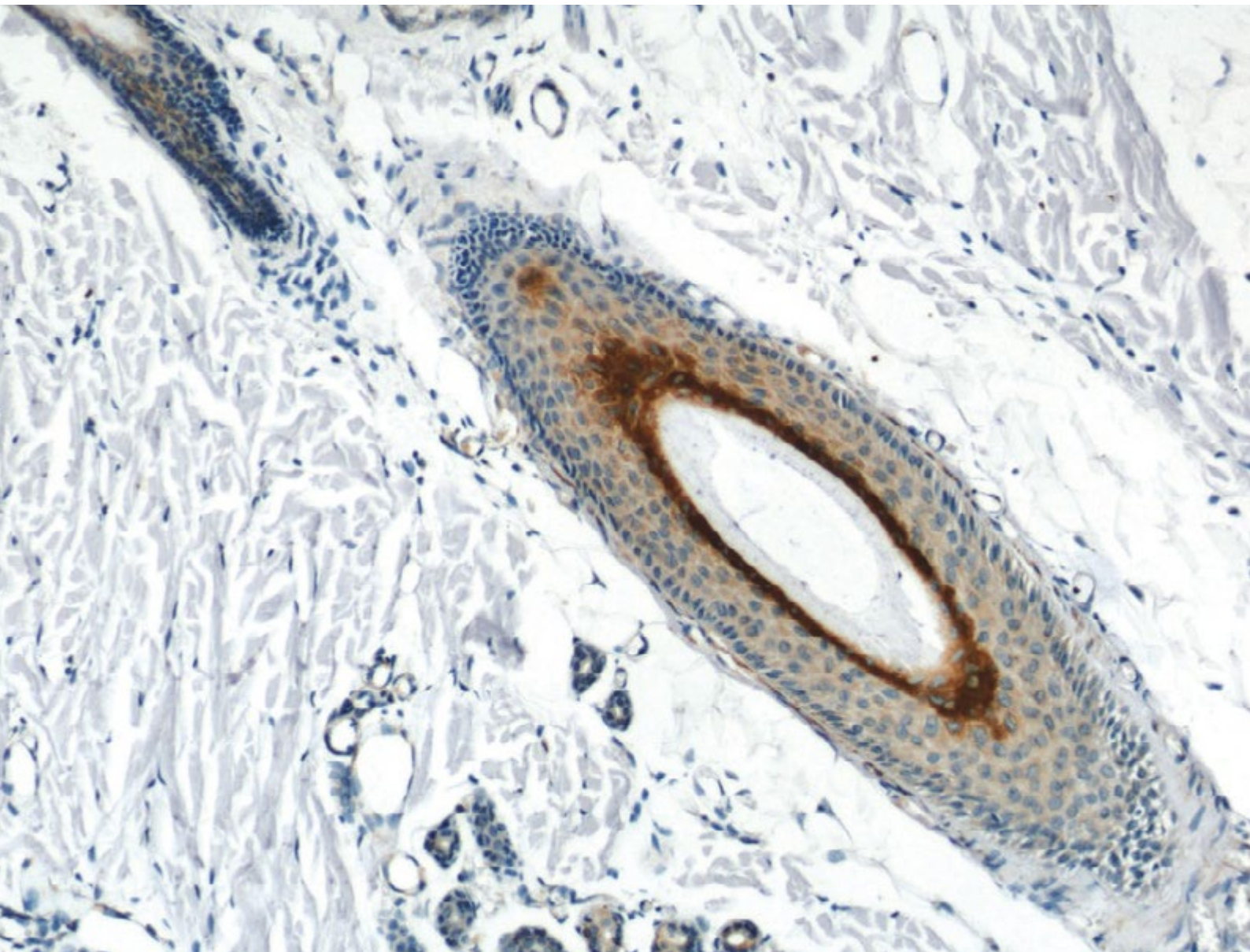


ANTIBODIES FOR CELL BIOLOGY

CELL DIVISION & PROLIFERATION

www.ptglab.com



Front & Back Cover:

Immunohistochemistry of paraffin-embedded human skin tissue slide using Involucrin Antibody (55328-1-AP) at a dilution of 1:50 (10x objective).

WELCOME

Foreword

Cell division and proliferation are processes essential to life; they are processes that underpin growth and development and tissue maintenance. Cell division is the process by which cells must partition their DNA and cell contents appropriately into new daughter cells. This intricate mechanism enables cell proliferation, which must be tightly regulated in balance with cell loss through apoptosis or necrosis. These two processes can go wrong, leading to pathological proliferation, and in so doing form the basis of neoplastic disease.

Throughout this catalog you will find hundreds of Proteintech® antibodies relevant to cell division and proliferation. They cover mitosis and meiosis, DNA replication, transcription and translation, as well as protein expression, folding and trafficking and nutrient sensing and metabolism. There are also antibodies against cell cycle control proteins featured; for instance you will find a poster dedicated to BRCA signaling, a pathway deregulated in many cancers.

The processes of cell division and proliferation require a wealth of proteins, as demonstrated by the long list of components above; if you cannot identify an antibody for your target protein in these pages, please visit our website at ptglab.com to search our full catalog of over 10,000 pre-made antibodies. We're confident you will find the antibody you're looking for.

What's Inside

6-7

Focus Articles

- S100A11 Plays A Dual Role In Cell Growth And Proliferation In Epidermal Keratinocytes
- The Role Of Lamin A/C In Upholding Nuclear Integrity
- Normal Brain Size Requires Precise Control Of Neural Stem Cell Division: A Role For MAGOH?

8

BRCA Pathway

9-19

Antibodies:

15 Lipoxigenase 2 → JTV1

20-21

Cell Fraction & Organelle Markers

22-33

Antibodies:

JUN → ZWINT

34

Contact Us

Please Note: All products featured in this catalog are for research use only.

©Proteintech® and the Proteintech logo are trademarks of Proteintech Group registered in the US Patent and Trademark Office.



FROM OUR BENCH TO YOUR BENCH™

Since the day it was founded, Proteintech has been making all of its products to the highest standards possible whilst taking complete responsibility for the quality of each product.

- Proteintech makes every single antibody in its 12,000+ catalog.
- Each Proteintech product is unique and cannot be bought under a different label.
- Antibodies are tested with siRNA treated samples to demonstrate specificity.
- It works in every single species and application or get a full money-back refund.

Proteintech has over 12,000 antibodies in its extensive catalog, all fully validated and available for next day delivery.

www.ptglab.com

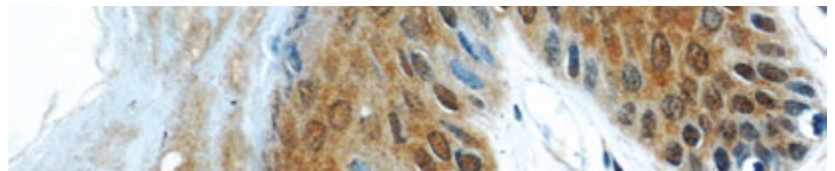


FOCUS ARTICLES

S100A11 Plays A Dual Role In Cell Growth And Proliferation In Epidermal Keratinocytes

S100A11 plays a dual role in growth regulation in human keratinocytes; it mediates Ca^{2+} -induced growth inhibition as well as stimulating growth by upregulating the level of EGF family proteins. Usually, S100A11 is located in the cytoplasm but during growth inhibition S100A11 is specifically phosphorylated by PKC α before binding to nucleolin and transfer to the nucleus. Here, a functional cascade activates the cell cycle modulatory properties of p21WAF1/CIP1. The activity of p21 is typically induced by p53 and results in arrest of the cell cycle in G1 through the inhibition of CDKs. This allows repair of possible DNA damage before the next replication cycle. In cells containing only a mutated form of p53, alternative induction pathways of p21 activity occur, and its expression can be positively regulated through several p53-independent mechanisms. One of these induction mechanisms of p21 seems to be mediated by S100A11.

Expression of S100A11 is often enhanced in different types of human cancers, so how is S100A11's involvement in inhibiting growth transduction signals reconciled with this observation? Well, S100A11's signalling properties change when – rather than locating to the nucleus – it becomes secreted by the cell into the extracellular environment. Extracellular S100A11 acts on keratinocytes to enhance the production of epidermal growth factor family proteins, resulting in growth stimulation. The S100A11 growth signal possibly takes part in a positive-feedback loop as EGF accelerates its secretion and involves RAGE, NF κ B, Akt, CREB, and AP-1. [Sakaguchi M and Huh NH, *Amino Acids*. 2011;41(4):797-807].



Immunohistochemical of paraffin-embedded human skin using S100A11 antibody (60024-1-Ig) at a dilution of 1:50 (40x objective).

| Antibody Name | Catalog Number | Type | Applications |
|---------------|----------------|-------------|---|
| S100A11 | 22 10237-1-AP | Rabbit Poly | CoIP, ELISA, FC, IF, IHC, IP, WB |
| S100A11 | 3 60024-1-Ig | Mouse Mono | Antibody Neutralization, ELISA, IHC, WB |

00 This number shows the amount of times our antibody has been cited in a publication.

OPTIMIZE YOUR ANTIBODY EXPERIMENTS WITH PROTEINTECH

Request your free technical guide from ptglab.com.




The Role Of Lamin A/C In Upholding Nuclear Integrity

Nuclear integrity is an important factor in mitosis; if the nuclear envelope is not allowed to degrade, errors in mitosis can occur. The roles of Lamin A and C (both encoded by the LMNA gene) in nuclear integrity may provide clues to the origins of several muscular and nervous system diseases such as: Emery-Dreifuss muscular dystrophy (EDMD), limb girdle muscular dystrophy (LGMD) and Charcot-Marie-Tooth disease (CMT). These diseases are largely characterized by progressive muscle wasting and weakening, contractures of certain joints – such as the elbows and knees in EDMD and arch of the foot in CMT – and heart problems in the case of EDMD and LGMD.

LMNA mutations also feature in other diseases such as familial partial lipodystrophy – a skin condition characterized by the loss of subcutaneous fat; dilated cardiomyopathy – a condition in which the heart becomes

enlarged and weakened; and Hutchinson-Gilford progeria syndrome – the onset of aging-like processes in infancy. So how does lamin A/C play a role in such varied and different diseases?

Well the LMNA gene’s products Lamins A and C are an integral component of the nuclear lamina – a dense fibrillar network structure underlying the nuclear envelope which plays an important role in the structural integrity of the nucleus and its traffic control. Lamins A and C also have a role in important cellular processes such as DNA replication and cell division. It is thought that aberrant expression of Lamin A/C causes the prior mentioned degenerative diseases by producing irregularities in nuclear shape and chromatin organization and generating peri- and intranuclear vacuoles. Such abnormalities are seen in the affected cells of individuals with the above conditions.



Immunofluorescent analysis of (-20°C Ethanol) fixed HepG2 cells using Lamin A/C Antibody (10298-1-AP) at a dilution of 1:200 and Alexa Fluor 488-conjugated AffiniPure Goat Anti-Rabbit IgG (H+L).

| Antibody Name | Catalog Number | Type | Applications |
|---------------|----------------|-------------|-----------------------|
| Lamin A/C | 10 10298-1-AP | Rabbit Poly | ELISA, FC, IF, IP, WB |

10 This number shows the amount of times our antibody has been cited in a publication.

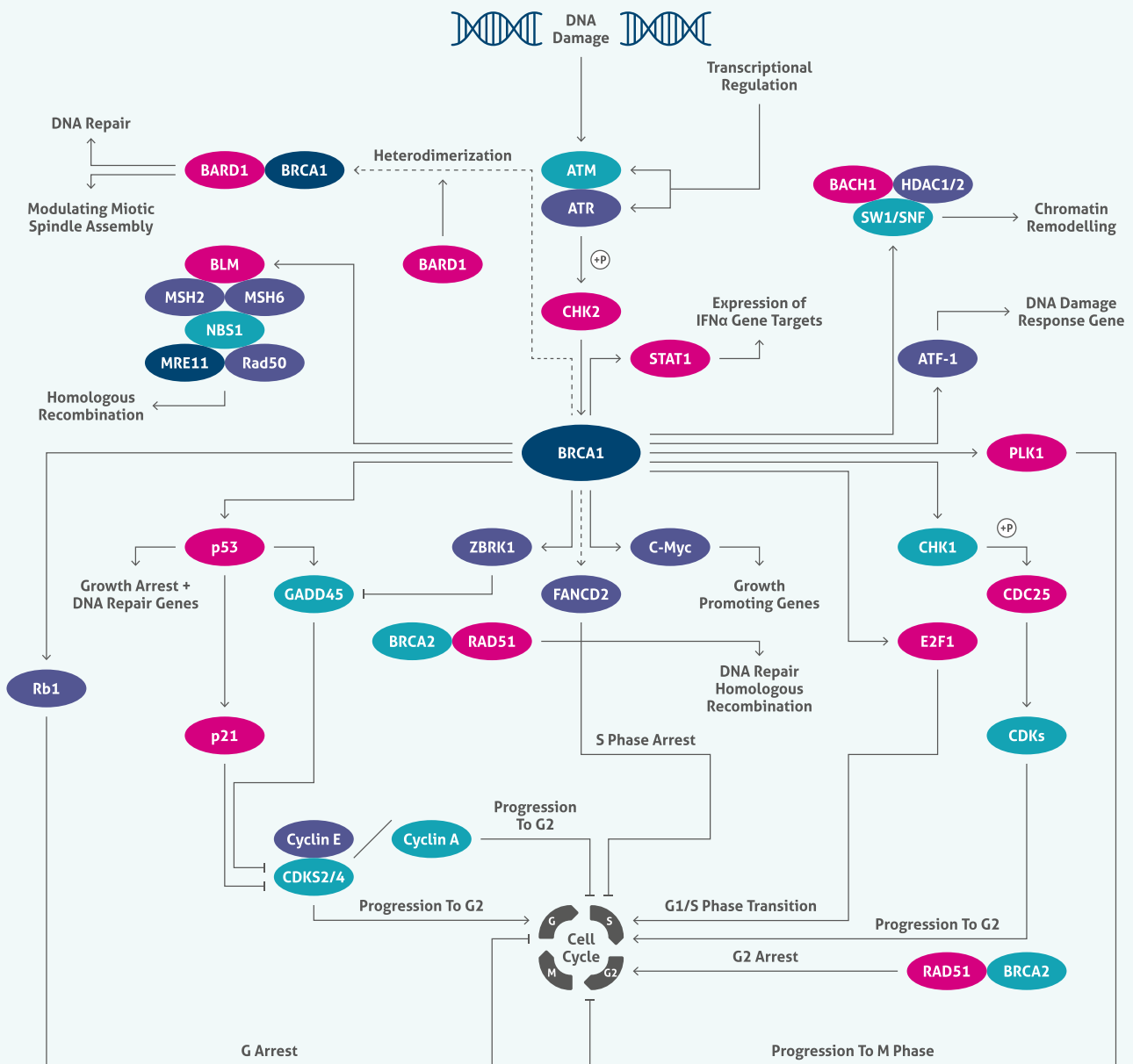
Normal Brain Size Requires Precise Control Of Neural Stem Cell Division: A Role For MAGOH?

Brain structure and size require precise division of neural stem cells (NSCs), which self-renew and generate intermediate neural progenitors (INPs) and neurons. The factors that regulate NSCs remain poorly understood, and mechanistic explanations of how aberrant NSC division causes the reduced brain size seen in microcephaly are lacking. Here we show that Magoh, a component of the exon junction complex (EJC) that binds RNA, controls mouse cerebral cortical size by regulating NSC division. Magoh, a component of the exon junction complex (EJC) that binds

RNA, controls mouse cerebral cortical size by regulating NSC division. Defective mitosis underlies these phenotypes, as depletion of EJC components disrupts mitotic spindle orientation and integrity, chromosome number and genomic stability. Utero rescue experiments showed that a key function of Magoh is to control levels of the microcephaly-associated protein Lis1 during neurogenesis. The results uncover requirements for the EJC in brain development, NSC maintenance and mitosis, thereby implicating this complex in the pathogenesis of microcephaly.

| Antibody Name | Catalog Number | Type | Applications |
|---------------|----------------|-------------|--------------------|
| MAGOH | 4 12347-1-AP | Rabbit Poly | ELISA, IHC, IP, WB |

4 This number shows the amount of times our antibody has been cited in a publication.



BRCA Pathway

| Legend | |
|------------|----------------------|
| — | Association |
| → | Directly Activates |
| - - - - -> | Indirectly Activates |
| ⊥ | Inhibits |
| (+P) | Phosphorylates |

The BRCA pathway is essential for maintaining genome integrity in multicellular organisms. It responds to DNA damage through activation of different DNA repair pathways and regulation of cell cycle checkpoint processes.

The BRCA1 (breast cancer type 1 susceptibility protein) is a central molecule in the DNA damage response. The relocation of BRCA1 to damaged DNA sites coincides with its phosphorylation via ATM, ATR, and Chk2 kinases. These kinases phosphorylate several serine sites throughout the length of the protein. Phosphorylated BRCA1 plays a role in non-homologous end joining and homology-directed repair. BRCA1 interacts with Mre11, Rad50, and the Nbs1 complex for non-homologous end joining. It works with RAD51, BRCA2 for homologous repair. BRCA1 can also form complexes with both

BACH1 and SWI/SNF to mediate homologous recombination repair and chromatin remodeling.

BRCA1 has also been linked with a number of other DNA repair processes, including mismatch repair (through interactions with the mismatch repair proteins MSH2, MSH6, and MLH1) and inter-strand crosslink repair (through the Fanconi anemia pathway, via the FA complex and FANCD2 (Fanconi Anemia subtype D2) protein). BRCA1 additionally plays a role in gene expression and cell cycle control. BRCA1 can trigger a G1 arrest that is mediated by transcriptional activation of p21. In addition to its association with p21, BRCA1 can bind to several different transcription factors, including p53, Myc, STAT1, and CtIP (CBP-Interacting Protein) promoting the expression of their respective genes.

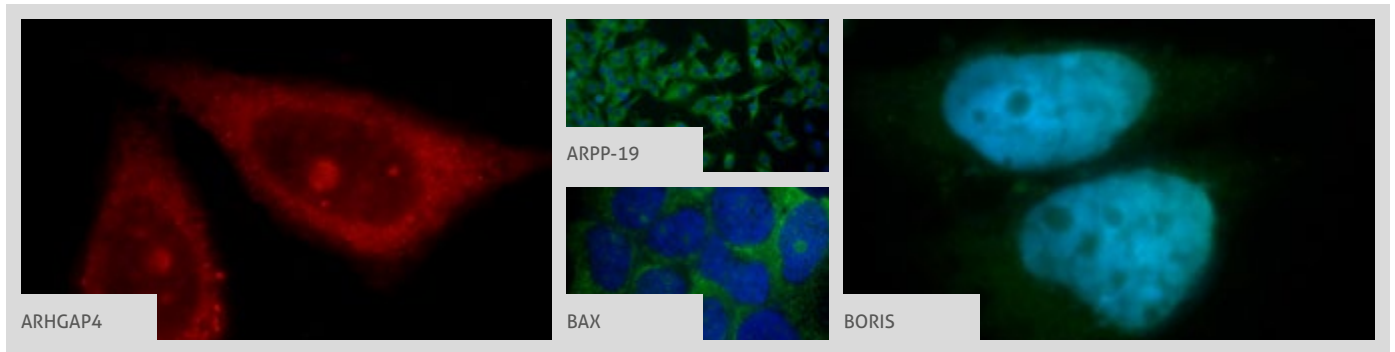
ANTIBODY PRODUCT LIST



| Antibody Name | Cat. No. | Type | Applications |
|-----------------------|---------------|-------------|----------------------------|
| 15 Lipoxygenase 2 | 13073-1-AP | Rabbit Poly | ELISA, IHC, WB |
| 4EBP1 | 60246-1-Ig | Mouse Mono | ELISA, IF, IHC, WB |
| AAMP | 21220-1-AP | Rabbit Poly | ELISA, IF, IHC, WB |
| ABHD5 | 9 12201-1-AP | Rabbit Poly | ELISA, IF, IHC, IP, WB |
| ACHE | 17975-1-AP | Rabbit Poly | ELISA, IHC, WB |
| ACP1 | 22214-1-AP | Rabbit Poly | ELISA, IHC, WB |
| ACVR1C | 12610-1-AP | Rabbit Poly | ELISA, WB |
| ACVRL1 | 14745-1-AP | Rabbit Poly | ELISA, FC, IHC, IP, WB |
| ADAM12 | 15 14139-1-AP | Rabbit Poly | ELISA, IF, IHC, IP, WB |
| Adenosine A1 Receptor | 20332-1-AP | Rabbit Poly | ELISA, FC, IHC, WB |
| Adenosine A1 Receptor | 55026-1-AP | Rabbit Poly | ELISA, IHC, WB |
| ADRA1A-Specific | 19777-1-AP | Rabbit Poly | ELISA, FC, WB |
| ADRA1B | 22419-1-AP | Rabbit Poly | ELISA, FC, WB |
| Adrenomedullin | 10778-1-AP | Rabbit Poly | ELISA, IF, IHC, WB |
| AGFG1 | 12670-1-AP | Rabbit Poly | ELISA, IHC, IP, WB |
| AGGF1 | 3 11889-1-AP | Rabbit Poly | ELISA, IHC, WB |
| AICDA | 15642-1-AP | Rabbit Poly | ELISA, WB |
| AIM2 | 2 20590-1-AP | Rabbit Poly | ELISA, IHC, WB |
| Ajuba | 10653-1-AP | Rabbit Poly | ELISA, IHC, WB |
| AKT1 | 53 10176-2-AP | Rabbit Poly | ELISA, FC, IF, IHC, IP, WB |
| AKT1 | 51077-1-AP | Rabbit Poly | ELISA, IF, IHC, WB |
| AKT1 | 60203-1-Ig | Mouse Mono | ELISA, FC, IF, IHC, IP, WB |
| AKT1 | 60203-2-Ig | Mouse Mono | ELISA, IF, IHC, IP, WB |
| AKT2 | 2 17609-1-AP | Rabbit Poly | ELISA, IHC, IP, WB |
| AKT3 | 3 21641-1-AP | Rabbit Poly | ELISA, IHC, WB |
| ALDH1A2 | 3 13951-1-AP | Rabbit Poly | ELISA, IHC, IP, WB |



| Antibody Name | Cat. No. | Type | Applications |
|-----------------|---------------|-------------|----------------------------|
| alpha N Catenin | 14362-1-AP | Rabbit Poly | ELISA, IF, IP, WB |
| alpha Tubulin | 51 11224-1-AP | Rabbit Poly | ELISA, FC, IF, IHC, IP, WB |
| alpha Tubulin | 14555-1-AP | Rabbit Poly | ELISA, IF, IHC, WB |
| alpha Tubulin | 22 66031-1-Ig | Mouse Mono | ELISA, FC, IF, IHC, IP, WB |
| alpha Tubulin | HRP-66031 | Mouse Mono | ELISA, WB |
| ALR | 6 11293-1-AP | Rabbit Poly | ELISA, IF, IHC, IP, WB |
| AMBRA1 | 13762-1-AP | Rabbit Poly | ELISA, IF, IHC, WB |
| AMH | 14461-1-AP | Rabbit Poly | ELISA, IHC, WB |
| Amphiregulin | 3 16036-1-AP | Rabbit Poly | ELISA, FC, IF, IHC, IP, WB |
| ANAPC5 | 14926-1-AP | Rabbit Poly | ELISA, IHC, WB |
| Angiopoietin 1 | 23302-1-AP | Rabbit Poly | ELISA, IF, WB |
| Angiotensinogen | 3 11992-1-AP | Rabbit Poly | ELISA, FC, IHC, WB |
| Angiotensinogen | 23972-1-AP | Rabbit Poly | ELISA, IF, IHC, WB |
| Angiotensinogen | 60126-1-Ig | Mouse Mono | ELISA, IHC, WB |
| ANGPTL4 | 2 18374-1-AP | Rabbit Poly | ELISA, IF, IHC, IP, WB |
| ANKS1B | 24783-1-AP | Rabbit Poly | ELISA, IF, IHC, IP, WB |
| Annexin A1 | 3 21990-1-AP | Rabbit Poly | ELISA, IF, IHC, IP, WB |
| Annexin A1 | 4 55018-1-AP | Rabbit Poly | ELISA, FC, IHC, WB |
| Annexin A11 | 10479-2-AP | Rabbit Poly | ELISA, IF, IHC, IP, WB |
| Annexin A13 | 25153-1-AP | Rabbit Poly | ELISA, IHC, WB |
| Annexin VII | 2 10154-2-AP | Rabbit Poly | ELISA, IHC, IP, WB |
| AP1, JUN, P39 | 8 10024-2-AP | Rabbit Poly | ELISA, IF, IHC, IP, WB |
| APC1 | 21748-1-AP | Rabbit Poly | ELISA, IHC, WB |
| APC11 | 15065-1-AP | Rabbit Poly | ELISA, IHC, WB |
| APC2 | 13559-1-AP | Rabbit Poly | ELISA, IF, IHC, IP, WB |
| APC4 | 14129-1-AP | Rabbit Poly | ELISA, IHC, WB |

APOLD1
→ BRN2

More validation images available on our website. 



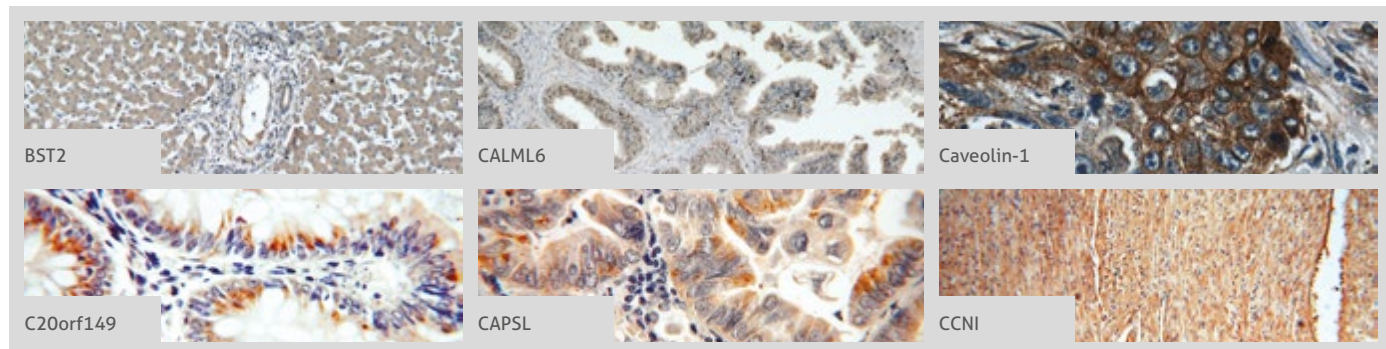
| Antibody Name | Cat. No. | Type | Applications |
|---------------|--|-------------|------------------------|
| APOLD1 | 24455-1-AP | Rabbit Poly | ELISA, WB |
| APPBP1 | 14863-1-AP | Rabbit Poly | ELISA, IP, WB |
| APPL1 | 2 12639-1-AP | Rabbit Poly | ELISA, IF, IHC, IP, WB |
| APPL1 | 19885-1-AP | Rabbit Poly | ELISA, IF, IHC, IP, WB |
| ARF6-Specific | 2 20225-1-AP | Rabbit Poly | ELISA, IF, IHC, WB |
| ARHGAP4 |  16697-1-AP | Rabbit Poly | ELISA, IF, IHC, IP, WB |
| ARHGEF1 | 2 11363-1-AP | Rabbit Poly | ELISA, IF, IHC, IP, WB |
| ARL2 | 4 10232-1-AP | Rabbit Poly | ELISA, IF, IHC, WB |
| ARL3 | 5 10961-1-AP | Rabbit Poly | ELISA, IF, IHC, IP, WB |
| ARL8A | 17060-1-AP | Rabbit Poly | ELISA, IP, WB |
| ARL8B | 3 13049-1-AP | Rabbit Poly | ELISA, IF, IHC, WB |
| ARNT, HIF1B | 2 14105-1-AP | Rabbit Poly | ELISA, IF, IP, WB |
| ARPD2 | 10922-1-AP | Rabbit Poly | ELISA, IF, IHC, WB |
| ARPD3 | 2 13822-1-AP | Rabbit Poly | ELISA, IF, IP, WB |
| ARPP-19 |  11678-1-AP | Rabbit Poly | ELISA, IF, IHC, IP, WB |
| ASF1B | 11011-1-AP | Rabbit Poly | ELISA, IF, IHC, WB |
| ASF1B | 22258-1-AP | Rabbit Poly | ELISA, IF, WB |
| ASPH | 14116-1-AP | Rabbit Poly | ELISA, WB |
| ATOH1 | 21215-1-AP | Rabbit Poly | ELISA, IF, WB |
| ATR | 3 19787-1-AP | Rabbit Poly | ELISA, WB |
| ATRIP | 11327-1-AP | Rabbit Poly | ELISA, IP, WB |
| Aurora A | 10297-1-AP | Rabbit Poly | ELISA, IF, IHC, WB |
| Aurora B | 10792-1-AP | Rabbit Poly | ELISA |
| Aurora B | 60098-1-Ig | Mouse Mono | ELISA, IHC, WB |
| AXIN2 | 20540-1-AP | Rabbit Poly | ELISA, WB |
| AXL | 13196-1-AP | Rabbit Poly | ELISA, FC, IP, WB |
| AZGP1 | 66178-1-Ig | Mouse Mono | ELISA, IHC, WB |
| B23 | 3 10306-1-AP | Rabbit Poly | ELISA, IF, IHC, IP, WB |
| B23 | 4 60096-1-Ig | Mouse Mono | ELISA, IF, IHC, WB |
| BAD | 8 10435-1-AP | Rabbit Poly | ELISA, IHC, WB |
| BANP | 16393-1-AP | Rabbit Poly | ELISA, WB |

| Antibody Name | Cat. No. | Type | Applications |
|----------------------------|---|-------------|----------------------------|
| BAP1 | 10398-1-AP | Rabbit Poly | ELISA, WB |
| BAX | 11 23931-1-AP | Rabbit Poly | ELISA, IHC, IP, WB |
| BAX |  156 50599-2-Ig | Rabbit Poly | ELISA, FC, IF, IHC, IP, WB |
| BAX | 3 60267-1-Ig | Mouse Mono | ELISA, IF, IHC, WB |
| BCAT1/ECA39 | 13640-1-AP | Rabbit Poly | ELISA, IHC, WB |
| BCCIP | 2 16043-1-AP | Rabbit Poly | ELISA, IF, IHC, IP, WB |
| BCL11B | 55414-1-AP | Rabbit Poly | ELISA, IF, IP, WB |
| BCL2 | 161 12789-1-AP | Rabbit Poly | ELISA, FC, IF, IHC, IP, WB |
| BCL2 | 5 60178-1-Ig | Mouse Mono | ELISA, FC, IHC, IP, WB |
| BCL6 | 60184-1-Ig | Mouse Mono | ELISA, WB |
| Beclin 1 | 43 11306-1-AP | Rabbit Poly | ELISA, IF, IHC, IP, WB |
| Betacellulin | 10870-1-AP | Rabbit Poly | ELISA, IF, IHC, WB |
| BHLHA15 | 25140-1-AP | Rabbit Poly | ELISA, IP, WB |
| BHLHE40 | 17895-1-AP | Rabbit Poly | ELISA, IP, WB |
| BHLHE41 | 12688-1-AP | Rabbit Poly | ELISA, IHC, IP, WB |
| Bile salt-activated lipase | 15384-1-AP | Rabbit Poly | ELISA, IF, WB |
| BIN1 | 2 14647-1-AP | Rabbit Poly | ELISA, IHC, IP, WB |
| BIN3 | 11215-1-AP | Rabbit Poly | ELISA, IHC, IP, WB |
| BIN3 | 20186-1-AP | Rabbit Poly | ELISA, WB |
| BLK | 10510-1-AP | Rabbit Poly | ELISA, IHC, IP, WB |
| BMP4 | 12492-1-AP | Rabbit Poly | ELISA, IHC, WB |
| BMP7 | 2 12221-1-AP | Rabbit Poly | ELISA, IF, IHC, IP, WB |
| B-Myb | 18896-1-AP | Rabbit Poly | ELISA, IF, IP, WB |
| BORIS |  11074-2-AP | Rabbit Poly | ELISA, IF, IHC, WB |
| BORIS | 60079-1-Ig | Mouse Mono | ELISA, IF, WB |
| BOULE | 13720-1-AP | Rabbit Poly | ELISA, IHC, IP, WB |
| BRCA1 | 3 20649-1-AP | Rabbit Poly | ELISA, IHC, IP, WB |
| BRCA1 | 22362-1-AP | Rabbit Poly | ELISA, IHC, WB |
| BRIT1 | 11962-1-AP | Rabbit Poly | ELISA, IHC, WB |
| BRN2 | 14596-1-AP | Rabbit Poly | ELISA, IHC, WB |

00 This number shows the amount of times our antibody has been cited in a publication.

**BRN2-Specific
CD276** ←

More validation images available on our website.

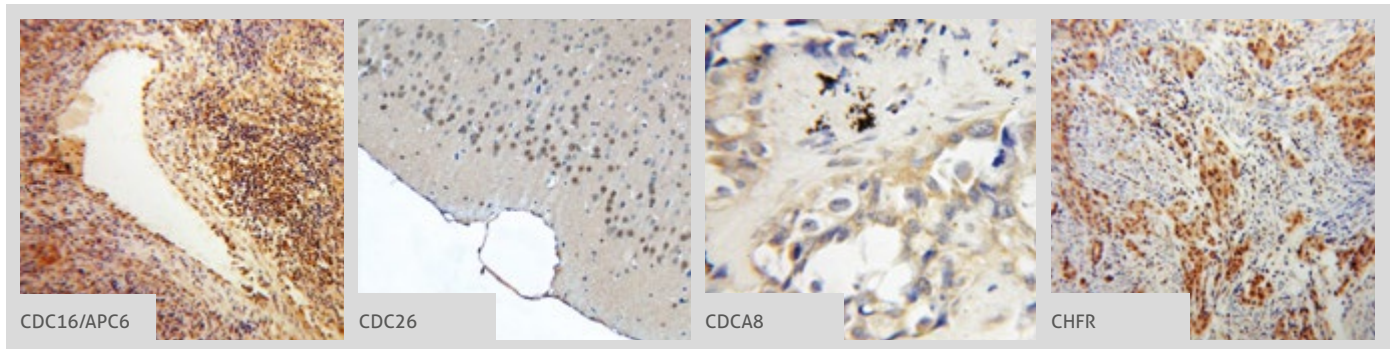



| Antibody Name | Cat. No. | Type | Applications |
|-----------------------|----------------------|-------------|--------------------------|
| BRN2-Specific | 18998-1-AP | Rabbit Poly | ELISA, IHC, WB |
| BRSK2 | 2 11589-1-AP | Rabbit Poly | ELISA, IHC, WB |
| BST2 | 6 13560-1-AP | Rabbit Poly | ELISA, FC, IF, IHC, WB |
| BTG1 | 2 14879-1-AP | Rabbit Poly | ELISA, IHC, WB |
| BTG4 | 20514-1-AP | Rabbit Poly | ELISA, IHC, WB |
| BTK | 21581-1-AP | Rabbit Poly | ELISA, IP, WB |
| BUB3 | 10123-2-AP | Rabbit Poly | ELISA, IF |
| BubR1 | 2 11504-2-AP | Rabbit Poly | ELISA, IF, IHC, WB |
| C10orf27 | 24424-1-AP | Rabbit Poly | ELISA, IHC, WB |
| C11orf51 | 20409-1-AP | Rabbit Poly | ELISA, IHC, WB |
| C12orf11 | 2 19892-1-AP | Rabbit Poly | ChIP, ELISA, IHC, IP, WB |
| C14orf94 | 20115-1-AP | Rabbit Poly | ELISA, IHC, WB |
| C20orf149 | 6 19912-1-AP | Rabbit Poly | ELISA, IF, IHC, WB |
| C22orf41 | 24867-1-AP | Rabbit Poly | ELISA, IHC |
| C6orf173 | 24509-1-AP | Rabbit Poly | ELISA, WB |
| CACNA1B | 19681-1-AP | Rabbit Poly | ELISA, IHC, WB |
| CACNA1S | 22279-1-AP | Rabbit Poly | ELISA, IHC, WB |
| Cadherin-13 | 12618-1-AP | Rabbit Poly | ELISA, FC, IHC, IP, WB |
| Calcyphosine | 16926-1-AP | Rabbit Poly | ELISA, WB |
| Calicin | 13972-1-AP | Rabbit Poly | ELISA, WB |
| CALM3 | 10112-1-AP | Rabbit Poly | ELISA, IF, IHC |
| CALM3 | 10541-1-AP | Rabbit Poly | ELISA, IHC, WB |
| CALML3 | 17275-1-AP | Rabbit Poly | ELISA, IF, WB |
| CALML5 | 13059-1-AP | Rabbit Poly | ELISA, IF, IHC, IP, WB |
| CALML6 | 6 22274-1-AP | Rabbit Poly | ELISA, IHC, WB |
| CALN1 | 11477-1-AP | Rabbit Poly | ELISA, IF, IHC, IP, WB |
| CAPRIN1 | 19 15112-1-AP | Rabbit Poly | ELISA, IF, IHC, IP, WB |
| CAPRIN2 | 20766-1-AP | Rabbit Poly | ELISA, IF, IP, WB |
| CAPSL | 6 17174-1-AP | Rabbit Poly | ELISA, IHC, IP, WB |
| Casein Kinase 1 delta | 2 14388-1-AP | Rabbit Poly | ELISA, IF, IP, WB |

| Antibody Name | Cat. No. | Type | Applications |
|-------------------------------|---------------------|-------------|--|
| Casein Kinase 1 epsilon | 11230-1-AP | Rabbit Poly | ELISA, IHC, WB |
| Casein Kinase 2 beta | 22418-1-AP | Rabbit Poly | ELISA, FC, IF, IHC, WB |
| Casein Kinase 2 beta-specific | 20234-1-AP | Rabbit Poly | ELISA, IF, WB |
| Catalase | 8 21260-1-AP | Rabbit Poly | ELISA, IF, IHC, WB |
| Catalase-Specific | 19792-1-AP | Rabbit Poly | ELISA, IF, IHC, WB |
| Caveolin-1 | 5 16447-1-AP | Rabbit Poly | ELISA, IHC, IP, WB |
| Caveolin-1 | 66067-1-Ig | Mouse Mono | ELISA, IHC, WB |
| CBFA2T2 | 11336-1-AP | Rabbit Poly | ELISA, IHC, WB |
| CBFA2T3 | 17190-1-AP | Rabbit Poly | ELISA, WB |
| CBY1 | 12239-1-AP | Rabbit Poly | ELISA, IHC, IP, WB |
| CCDC5 | 11094-2-AP | Rabbit Poly | ELISA, IHC, IP, WB |
| CCDC85B | 18282-1-AP | Rabbit Poly | ELISA, IF, IP, WB |
| CCDC99 | 24689-1-AP | Rabbit Poly | ELISA, IHC, IP, WB |
| CCHCR1 | 21869-1-AP | Rabbit Poly | ELISA, IF, IHC, WB |
| CCKBR-specific | 16549-1-AP | Rabbit Poly | ELISA, IF, WB |
| CCNI | 6 16357-1-AP | Rabbit Poly | ELISA, IHC, WB |
| CCNI2 | 18822-1-AP | Rabbit Poly | ELISA, IHC, WB |
| CCNL1 | 13138-1-AP | Rabbit Poly | ELISA, WB |
| CCNY | 3 18042-1-AP | Rabbit Poly | ELISA, IF, IP, WB |
| CCPG1 | 13861-1-AP | Rabbit Poly | ELISA, IHC, IP, WB |
| CD13 | 14553-1-AP | Rabbit Poly | ELISA, FC, IHC, WB |
| CD134/OX40 | 20006-1-AP | Rabbit Poly | ELISA, FC, WB |
| CD138/Syndecan-1 | 4 10593-1-AP | Rabbit Poly | CoIP, Dot Blotting, ELISA, IF, IHC, WB |
| CD138/Syndecan-1 | 60185-1-Ig | Mouse Mono | ELISA, WB |
| CD138/Syndecan-1 | 60185-2-Ig | Mouse Mono | ELISA, IHC, WB |
| CD164 | 12083-2-AP | Rabbit Poly | ELISA, FC, IHC, WB |
| CD20 | 24828-1-AP | Rabbit Poly | ELISA, FC, IHC, IP, WB |
| CD20 | 60271-1-Ig | Mouse Mono | ELISA, FC, IHC, WB |
| CD276 | 14453-1-AP | Rabbit Poly | ELISA, FC, IHC, WB |

00 This number shows the amount of times our antibody has been cited in a publication.

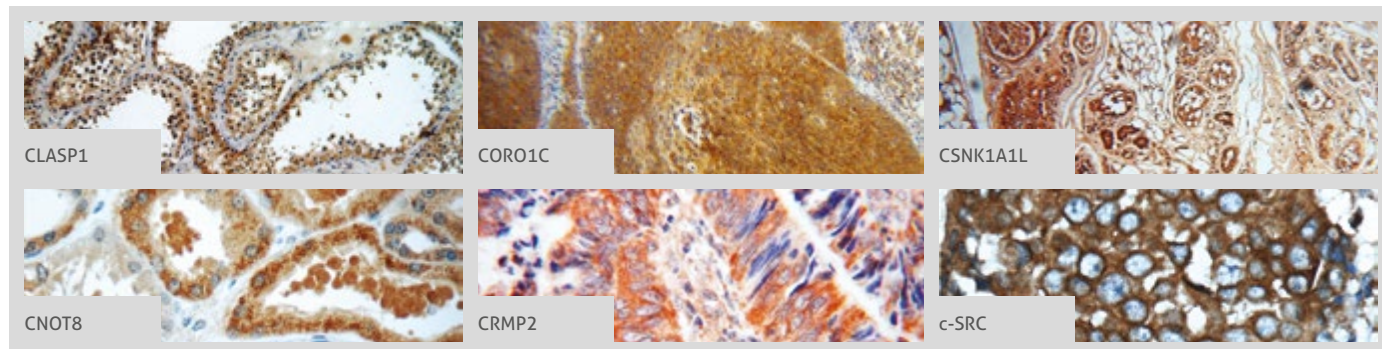
CD33
 → CHFR

 More validation images available on our website. 


| Antibody Name | Cat. No. | Type | Applications |
|---------------|--|-------------|---|
| CD33 | 17425-1-AP | Rabbit Poly | ELISA, FC, IF, IHC, WB |
| CD45 | 2 20103-1-AP | Rabbit Poly | ELISA, FC, IHC, IP, Polymer Detection Kit, WB |
| CD5 | 17227-1-AP | Rabbit Poly | ELISA, IHC, IP, WB |
| CD81 | 2 18250-1-AP | Rabbit Poly | ELISA, FC, IHC |
| CD84 | 12566-1-AP | Rabbit Poly | ELISA, WB |
| CD86 | 13395-1-AP | Rabbit Poly | ELISA, FC, IHC, WB |
| CD9 | 20597-1-AP | Rabbit Poly | ELISA, FC, IHC, WB |
| CD9 | 60232-1-Ig | Mouse Mono | ELISA, IHC, WB |
| CD99 | 23079-1-AP | Rabbit Poly | ELISA, FC, IHC, WB |
| CDA1 | 4 12087-2-AP | Rabbit Poly | ELISA, IF, IHC, IP, WB |
| CDC14A | 13660-1-AP | Rabbit Poly | ELISA, WB |
| CDC16/APC6 |  14307-1-AP | Rabbit Poly | ELISA, IF, IHC, WB |
| Cdc20 | 2 10252-1-AP | Rabbit Poly | ELISA, IP, WB |
| CDC23 | 10683-1-AP | Rabbit Poly | ELISA, WB |
| CDC25A | 55031-1-AP | Rabbit Poly | ELISA, IHC, IP, WB |
| CDC25B | 10644-1-AP | Rabbit Poly | ELISA, IF, IHC, IP, WB |
| CDC25C | 2 16485-1-AP | Rabbit Poly | ELISA, IP, WB |
| CDC26 |  14125-1-AP | Rabbit Poly | ELISA, IHC, WB |
| CDC27; APC3 | 10918-1-AP | Rabbit Poly | ELISA, IF, IHC, IP, WB |
| CDC2L6 | 13761-1-AP | Rabbit Poly | ELISA, WB |
| CDC34 | 10964-2-AP | Rabbit Poly | ELISA, IHC, IP, WB |
| Cdc37 | 10218-1-AP | Rabbit Poly | ELISA, FC, IF, IHC, IP, WB |
| CDC37L1 | 16293-1-AP | Rabbit Poly | ELISA, IHC, WB |
| CDC42 | 4 10155-1-AP | Rabbit Poly | ELISA, IF, IHC, WB |
| CDC45L | 15678-1-AP | Rabbit Poly | ELISA, FC, IF, IHC, IP, WB |
| CDC5L | 12974-1-AP | Rabbit Poly | ELISA, IF, IP, WB |
| CDC6 | 5 11640-1-AP | Rabbit Poly | ChIP, ELISA, IF, IHC, WB |
| CDC6 | 66021-1-Ig | Mouse Mono | ELISA, IF, WB |
| Cdc7 Kinase | 17980-1-AP | Rabbit Poly | ELISA, IF, WB |
| CDCA2 | 17701-1-AP | Rabbit Poly | ELISA, IP, WB |

| Antibody Name | Cat. No. | Type | Applications |
|----------------------|---|-------------|----------------------------|
| CDCA4 | 11625-1-AP | Rabbit Poly | ELISA, WB |
| CDCA5 | 10941-1-AP | Rabbit Poly | ELISA, WB |
| CDCA7 | 2 15249-1-AP | Rabbit Poly | ELISA, IF, WB |
| CDCA8 |  12465-1-AP | Rabbit Poly | ELISA, IHC, WB |
| CDK1 | 10762-1-AP | Rabbit Poly | ELISA, WB |
| CDK1-Specific | 16 19532-1-AP | Rabbit Poly | ELISA, IF, IHC, WB |
| CDK2 | 17 10122-1-AP | Rabbit Poly | ELISA, FC, IF, IHC, IP, WB |
| CDK2AP1 | 13060-2-AP | Rabbit Poly | ELISA, IF, WB |
| CDK3 | 55103-1-AP | Rabbit Poly | ELISA, IHC, WB |
| CDK4 | 21 11026-1-AP | Rabbit Poly | ELISA, FC, IF, IHC, IP, WB |
| CDK5 | 10430-1-AP | Rabbit Poly | ELISA, IF, WB |
| CDK6 | 13 14052-1-AP | Rabbit Poly | ELISA, IF, IHC, IP, WB |
| CDK6 | 3 19117-1-AP | Rabbit Poly | ELISA, IP, WB |
| CDK8 | 22067-1-AP | Rabbit Poly | ELISA, IF, IHC, WB |
| CDK9 | 11705-1-AP | Rabbit Poly | ELISA, IHC, WB |
| CDT1 | 14382-1-AP | Rabbit Poly | ELISA, IF, IHC, WB |
| CEBPA | 6 18311-1-AP | Rabbit Poly | ELISA, IP, WB |
| CENPC | 14250-1-AP | Rabbit Poly | ELISA, IF, WB |
| CENPH | 12841-1-AP | Rabbit Poly | ELISA, WB |
| CENPJ | 20 11517-1-AP | Rabbit Poly | ELISA, IF, WB |
| CENPO | 20611-1-AP | Rabbit Poly | ELISA, WB |
| Centrin 1 | 6 12794-1-AP | Rabbit Poly | ELISA, IF, WB |
| Centrin 2 | 4 15877-1-AP | Rabbit Poly | ELISA, IHC, WB |
| Centrin 3 | 15811-1-AP | Rabbit Poly | ELISA, WB |
| Centromere protein R | 2 10743-1-AP | Rabbit Poly | ELISA, IF, IHC, IP, WB |
| CEP250 | 5 14498-1-AP | Rabbit Poly | ELISA, IF, IHC, IP, WB |
| CEP55 | 23891-1-AP | Rabbit Poly | ELISA, IHC, IP, WB |
| CEP63 | 4 16268-1-AP | Rabbit Poly | ELISA, IF, IHC, IP, WB |
| CHAF1A | 17037-1-AP | Rabbit Poly | ELISA, IF, IHC, IP, WB |
| CHFR |  2 12169-1-AP | Rabbit Poly | ELISA, IHC, WB |

More validation images available on our website.

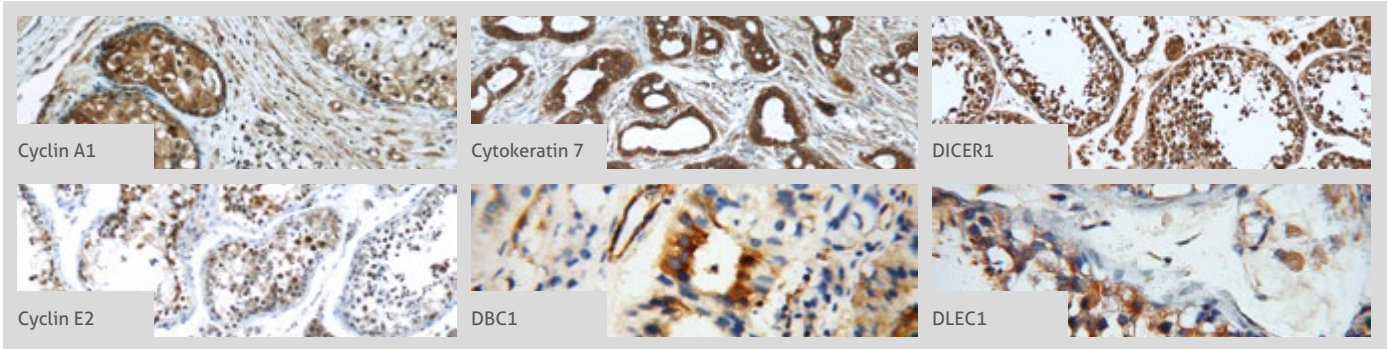


| Antibody Name | Cat. No. | Type | Applications |
|---------------|---------------|-------------|--|
| Chk1 | 9 10362-1-AP | Rabbit Poly | ELISA, FC, IF, WB |
| Chk1 | 60277-1-Ig | Mouse Mono | ELISA, IHC, WB |
| Chk2 | 4 13954-1-AP | Rabbit Poly | ELISA, IF, IP, WB |
| CHL1 | 25250-1-AP | Rabbit Poly | ELISA, WB |
| CHMP1A | 15761-1-AP | Rabbit Poly | ELISA, IF, IHC, IP, WB |
| CHMP1B | 14639-1-AP | Rabbit Poly | ELISA, IF, IHC, IP, WB |
| CHRNA10 | 55291-1-AP | Rabbit Poly | ELISA, WB |
| CHTF18 | 13030-1-AP | Rabbit Poly | ELISA, IHC, WB |
| CIRBP | 30 10209-2-AP | Rabbit Poly | ELISA, IF, IHC, IP, Supershift Assay, WB |
| CIRBP | 60025-2-Ig | Mouse Mono | ELISA, IHC, WB |
| CIT | 20033-1-AP | Rabbit Poly | ELISA, IF, WB |
| CKAP2 | 25486-1-AP | Rabbit Poly | ELISA, IF, WB |
| c-Kit/CD117 | 18696-1-AP | Rabbit Poly | ELISA, FC, IF, IHC, WB |
| CKS2 | 15616-1-AP | Rabbit Poly | ELISA, IF, WB |
| CLASP1 | 20803-1-AP | Rabbit Poly | ELISA, IF, IHC, IP, WB |
| CLASP2 | 12942-1-AP | Rabbit Poly | ELISA, IF, WB |
| CLIC4 | 12298-2-AP | Rabbit Poly | ELISA, WB |
| CLSPN | 23206-1-AP | Rabbit Poly | ELISA, IF, IP, WB |
| c-Met | 19971-1-AP | Rabbit Poly | ELISA, FC, IHC, WB |
| c-Myb | 17800-1-AP | Rabbit Poly | ELISA, IP, WB |
| c-Myc | 6 10057-1-AP | Rabbit Poly | ELISA, WB |
| C-MYC | 22 10828-1-AP | Rabbit Poly | ELISA, IF, IHC, IP, WB |
| CNAP1 | 13382-1-AP | Rabbit Poly | ELISA, IF, IP, WB |
| CNOT8 | 10752-1-AP | Rabbit Poly | ELISA, IF, IHC, IP, WB |
| COL4A3BP | 15191-1-AP | Rabbit Poly | ELISA, IHC, IP, WB |
| COP57A | 16628-1-AP | Rabbit Poly | ELISA, IF, IHC, IP, WB |
| CORO1A | 2 17760-1-AP | Rabbit Poly | ELISA, IP, WB |
| CORO1C | 2 14749-1-AP | Rabbit Poly | ELISA, IF, IHC, IP, WB |
| CORO2B | 13802-1-AP | Rabbit Poly | ELISA, IHC, WB |
| COX-1 | 13393-1-AP | Rabbit Poly | ELISA, IHC, WB |
| COX2 | 27 12375-1-AP | Rabbit Poly | ELISA, IF, IHC, WB |

| Antibody Name | Cat. No. | Type | Applications |
|---------------|--------------|-------------|------------------------|
| CRB3 | 12315-1-AP | Rabbit Poly | ELISA |
| CREBL2 | 18007-1-AP | Rabbit Poly | ELISA, WB |
| CREG1 | 12220-1-AP | Rabbit Poly | ELISA, WB |
| CRMP2 | 14521-1-AP | Rabbit Poly | ELISA, IF, IHC, WB |
| CRMP2 | 14686-1-AP | Rabbit Poly | ELISA, IF, IHC, IP, WB |
| CSE1L | 22219-1-AP | Rabbit Poly | ELISA, IF, IHC, IP, WB |
| CSH1 | 10178-1-AP | Rabbit Poly | ELISA, WB |
| CSH1 | 55236-1-AP | Rabbit Poly | ELISA, IHC, WB |
| CSH2 | 16326-1-AP | Rabbit Poly | ELISA, IHC, WB |
| CSHL1 | 11883-1-AP | Rabbit Poly | ELISA, IHC, WB |
| CSK | 17720-1-AP | Rabbit Poly | ELISA, IF, IHC, IP, WB |
| CSK | 66115-1-Ig | Mouse Mono | ELISA, IF, WB |
| CSN1 | 11709-1-AP | Rabbit Poly | ELISA, IF, IHC, WB |
| CSNK1A1 | 55192-1-AP | Rabbit Poly | ELISA, IF, WB |
| CSNK1A1L | 17125-1-AP | Rabbit Poly | ELISA, IHC, WB |
| CSNK1G1 | 16384-1-AP | Rabbit Poly | ELISA, IHC, IP, WB |
| CSNK2A1 | 10992-1-AP | Rabbit Poly | ELISA, IF, IHC, IP, WB |
| CSNK2A2 | 10606-1-AP | Rabbit Poly | ELISA, IF, IP, WB |
| CSPG4, NG2 | 2 55027-1-AP | Rabbit Poly | ELISA, IHC, WB |
| c-SRC | 60315-1-Ig | Mouse Mono | ELISA, IF, IHC, WB |
| CSRP2 | 10892-2-AP | Rabbit Poly | ELISA, IP, WB |
| CSRP3 | 10721-1-AP | Rabbit Poly | ELISA, IHC, IP, WB |
| CTBP1 | 10972-1-AP | Rabbit Poly | ELISA, IF, IHC, IP, WB |
| CTBP2 | 2 10346-1-AP | Rabbit Poly | ELISA, IF, IP, WB |
| CTCF | 10915-1-AP | Rabbit Poly | ELISA, IHC, IP, WB |
| CTGF | 23903-1-AP | Rabbit Poly | ELISA, WB |
| CTGF | 4 23936-1-AP | Rabbit Poly | ELISA, IF, IHC, WB |
| CUL1 | 12895-1-AP | Rabbit Poly | ELISA, IHC, IP, WB |
| CUL2 | 3 10981-2-AP | Rabbit Poly | ELISA, IF, IHC, IP, WB |
| CUL3 | 11107-1-AP | Rabbit Poly | ELISA, IF, IHC, WB |
| CUL4A | 10693-1-AP | Rabbit Poly | ELISA, IHC |

00 This number shows the amount of times our antibody has been cited in a publication.

CUL4A
 → DNA Ligase I

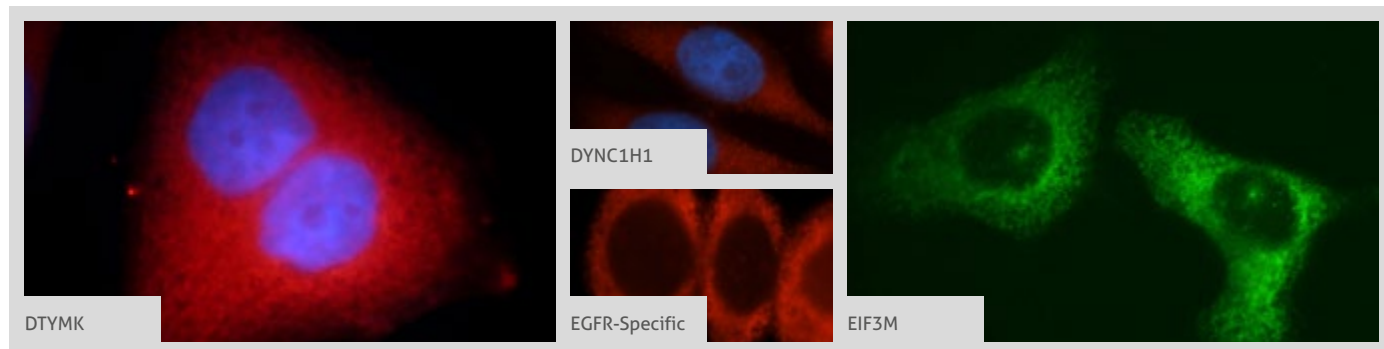
 More validation images available on our website. 


| Antibody Name | Cat. No. | Type | Applications |
|------------------------|----------------------|-------------|----------------------------|
| CUL4A | 66038-1-Ig | Mouse Mono | ELISA, IF, IHC, IP, WB |
| CUL4A-Specific | 4 14851-1-AP | Rabbit Poly | ELISA, FC, IF, IHC, WB |
| CUL4B | 12 12916-1-AP | Rabbit Poly | ELISA, IF, IHC, IP, WB |
| CUL4B | 20882-1-AP | Rabbit Poly | ELISA, IF, IHC, IP, WB |
| CUL4B | 60151-1-Ig | Mouse Mono | ELISA, IHC, WB |
| Cullin 5 | 60093-1-Ig | Mouse Mono | ELISA, IHC, WB |
| CXCL1 | 8 12335-1-AP | Rabbit Poly | ELISA, IF, IHC, WB |
| CXCL8/IL8 | 2 60141-2-Ig | Mouse Mono | ELISA, IHC, WB |
| CXCR1 | 55450-1-AP | Rabbit Poly | ELISA, IP, WB |
| CXCR2 | 20634-1-AP | Rabbit Poly | ELISA, IF, IP, WB |
| Cyclin A1 | 5 13295-1-AP | Rabbit Poly | ELISA, IHC, WB |
| Cyclin A2 | 8 18202-1-AP | Rabbit Poly | ELISA, IF, IHC, IP, WB |
| Cyclin B1 | 22 55004-1-AP | Rabbit Poly | ELISA, IF, IHC, IP, WB |
| Cyclin B2 | 21644-1-AP | Rabbit Poly | ELISA, IF, IHC, IP, WB |
| Cyclin D1 | 59 60186-1-Ig | Mouse Mono | ELISA, WB |
| Cyclin D2 | 10934-1-AP | Rabbit Poly | ELISA, IF, IHC |
| Cyclin D3 | 10845-1-AP | Rabbit Poly | ELISA, IHC, WB |
| Cyclin E | 19 11554-1-AP | Rabbit Poly | ELISA, FC, WB |
| Cyclin E2 | 5 11935-1-AP | Rabbit Poly | ELISA, FC, IF, IHC, IP, WB |
| Cyclin G | 10897-1-AP | Rabbit Poly | ELISA, IHC, WB |
| Cyclin H | 10718-1-AP | Rabbit Poly | ELISA, FC, IF, IHC, IP, WB |
| Cyclin T1 | 20992-1-AP | Rabbit Poly | ELISA, WB |
| CYLC2 | 18729-1-AP | Rabbit Poly | ELISA, IHC, WB |
| CYLD | 3 11110-1-AP | Rabbit Poly | ELISA, IHC, IP, WB |
| Cytokeratin 16 | 17265-1-AP | Rabbit Poly | ELISA, IHC, WB |
| Cytokeratin 18 | 22 10830-1-AP | Rabbit Poly | ELISA, FC, IF, IHC, IP, WB |
| Cytokeratin 18 | 18708-1-AP | Rabbit Poly | ELISA, IF, IHC, IP, WB |
| Cytokeratin 7 | 2 15539-1-AP | Rabbit Poly | ELISA, FC, IF, IHC, WB |
| Cytokeratin 7 | 22208-1-AP | Rabbit Poly | ELISA, FC, IF, IHC, WB |
| Cytokeratin 7-specific | 16857-1-AP | Rabbit Poly | ELISA, IF, IHC, IP, WB |

| Antibody Name | Cat. No. | Type | Applications |
|------------------------|----------------------|-------------|------------------------------|
| Cytokeratin 7-specific | 6 17513-1-AP | Rabbit Poly | ELISA, IF, IHC, IP, WB |
| CYTSA | 25390-1-AP | Rabbit Poly | ELISA, IF, IHC, IP, WB |
| DAB2 | 10109-2-AP | Rabbit Poly | ELISA, FC, IF, IHC, IP, WB |
| DACH1 | 26 10914-1-AP | Rabbit Poly | ChIP, ELISA, IF, IHC, IP, WB |
| DACH1 | 60082-1-Ig | Mouse Mono | ELISA, IF, IHC, WB |
| DACH2 | 25219-1-AP | Rabbit Poly | ELISA, WB |
| DAZAP1 | 11120-1-AP | Rabbit Poly | ELISA, IHC |
| DAZL | 12633-1-AP | Rabbit Poly | ELISA, IP, WB |
| DBC1 | 11544-2-AP | Rabbit Poly | ELISA, IHC, WB |
| DBC1 | 22638-1-AP | Rabbit Poly | ELISA, IF, IHC, IP, WB |
| DBF4 | 13076-1-AP | Rabbit Poly | ELISA, WB |
| DCLRE1C | 11747-1-AP | Rabbit Poly | ELISA, WB |
| DCT | 6 13095-1-AP | Rabbit Poly | ELISA, IHC, IP, WB |
| DCX | 13925-1-AP | Rabbit Poly | ELISA, WB |
| DDAH2 | 14966-1-AP | Rabbit Poly | ELISA, IHC, IP, WB |
| DDR1 | 10536-1-AP | Rabbit Poly | ELISA, IHC, WB |
| DDX25 | 14370-1-AP | Rabbit Poly | ELISA, IP, WB |
| Dermatopontin | 5 10537-1-AP | Rabbit Poly | ELISA, IHC, WB |
| Dermatopontin | 14777-1-AP | Rabbit Poly | ELISA, WB |
| DHRS2 | 15735-1-AP | Rabbit Poly | ELISA, IP, WB |
| DIAPH3 | 3 14342-1-AP | Rabbit Poly | ELISA, IF, IHC, WB |
| DICER1 | 20567-1-AP | Rabbit Poly | ELISA, IF, IHC, IP, WB |
| DLC1 | 15460-1-AP | Rabbit Poly | ELISA, IF, IHC, IP |
| DLEC1 | 20027-1-AP | Rabbit Poly | ELISA, IF, IHC, IP, WB |
| DLG3 | 18036-1-AP | Rabbit Poly | ELISA, IP, WB |
| DLG5 | 15687-1-AP | Rabbit Poly | ELISA, WB |
| DLK1 | 9 10636-1-AP | Rabbit Poly | ELISA, FC, IHC, WB |
| DLL1-Specific | 20230-1-AP | Rabbit Poly | ELISA, WB |
| DLL4 | 21584-1-AP | Rabbit Poly | ELISA, IP, WB |
| DNA Ligase I | 3 18051-1-AP | Rabbit Poly | ELISA, IHC, IP, WB |

00 This number shows the amount of times our antibody has been cited in a publication.

More validation images available on our website.



| Antibody Name | Cat. No. | Type | Applications |
|---------------------|--------------|-------------|----------------------------|
| DNA polymerase beta | 18003-1-AP | Rabbit Poly | ELISA, IHC, IP, WB |
| DNA2 | 2 18727-1-AP | Rabbit Poly | ELISA, IF, IHC, WB |
| DNAJC2/MPP11 | 11971-1-AP | Rabbit Poly | ELISA, IF, IHC, IP, WB |
| DNTT, TDT | 10301-1-AP | Rabbit Poly | ELISA |
| DNTT, TDT | 17382-1-AP | Rabbit Poly | ELISA, IHC, IP |
| DOCK7 | 13000-1-AP | Rabbit Poly | ELISA, IP, WB |
| DPF2 | 12111-1-AP | Rabbit Poly | ELISA, IF, IHC, IP, WB |
| DRD2 | 55084-1-AP | Rabbit Poly | ELISA, IHC, IP, WB |
| Drebrin | 3 10260-1-AP | Rabbit Poly | ELISA, IF, IHC, IP, WB |
| DTL | 12896-1-AP | Rabbit Poly | ELISA, IF, IP, WB |
| DTYMK | 15360-1-AP | Rabbit Poly | ELISA, FC, IF, IHC, IP, WB |
| DUSP9 | 10826-1-AP | Rabbit Poly | ELISA, IF, WB |
| DUSP9 | 14484-1-AP | Rabbit Poly | ELISA, IF, IHC, WB |
| DUT | 13740-1-AP | Rabbit Poly | ELISA, IF, IHC, WB |
| Dynamitin | 10030-2-AP | Rabbit Poly | ELISA, IHC, IP, WB |
| Dynamitin | 10031-2-AP | Rabbit Poly | ELISA, IP, WB |
| Dynamitin | 10032-1-AP | Rabbit Poly | ELISA, WB |
| Dynamitin | 11361-1-AP | Rabbit Poly | ELISA, FC, IHC, WB |
| Dynamitin | 60257-1-Ig | Mouse Mono | ELISA, IHC, WB |
| DYNC1H1 | 8 12345-1-AP | Rabbit Poly | ELISA, IF, IHC, WB |
| DYNC1LI1 | 25326-1-AP | Rabbit Poly | ELISA, IF, WB |
| DYNLT1 | 4 11954-1-AP | Rabbit Poly | ELISA, IF, IHC, IP, WB |
| DYNLT3 | 11687-1-AP | Rabbit Poly | ELISA, IF, IHC, WB |
| DZIP1 | 13779-1-AP | Rabbit Poly | ELISA, IF, IP, WB |
| E2A | 21242-1-AP | Rabbit Poly | ELISA, IP, WB |
| E2F1 | 8 12171-1-AP | Rabbit Poly | ELISA, IHC, WB |
| E2F4 | 10923-1-AP | Rabbit Poly | ELISA, IHC, IP, WB |
| E2F7 | 24489-1-AP | Rabbit Poly | ELISA, IHC, WB |
| E2F8 | 13425-1-AP | Rabbit Poly | ELISA, IP, WB |
| EB1 | 17717-1-AP | Rabbit Poly | ELISA, IHC, IP, WB |

| Antibody Name | Cat. No. | Type | Applications |
|---------------|---------------|-------------|----------------------------|
| EB3 | 23974-1-AP | Rabbit Poly | ELISA, IHC, WB |
| EDAR | 18032-1-AP | Rabbit Poly | ELISA, FC, IF, IHC, IP, WB |
| EDC3 | 16486-1-AP | Rabbit Poly | ELISA, IF, IHC, IP, WB |
| EDF1 | 12419-1-AP | Rabbit Poly | ELISA, IHC, WB |
| EEF1E1 | 10805-1-AP | Rabbit Poly | ELISA, IHC, WB |
| EGFL7 | 19291-1-AP | Rabbit Poly | ELISA, IHC, WB |
| EGFR | 2 22542-1-AP | Rabbit Poly | ELISA, FC, IHC, WB |
| EGFR | 51071-2-AP | Rabbit Poly | ELISA, IF, IHC, IP, WB |
| EGFR-Specific | 13 18986-1-AP | Rabbit Poly | ELISA, FC, IF, IP, WB |
| EHF | 13608-1-AP | Rabbit Poly | ELISA, WB |
| EID1 | 2 11734-1-AP | Rabbit Poly | ELISA, IF, IHC, WB |
| EID2B | 17432-1-AP | Rabbit Poly | ELISA, WB |
| EIF2AK1 | 20499-1-AP | Rabbit Poly | ELISA, IF, WB |
| EIF2AK2 | 18244-1-AP | Rabbit Poly | ELISA, IF, IHC, IP, WB |
| EIF3M | 2 11423-1-AP | Rabbit Poly | ELISA, IF, IHC, IP, WB |
| EIF3M | 66025-1-Ig | Mouse Mono | ELISA, IF, WB |
| ELAVL2 | 3 14008-1-AP | Rabbit Poly | ELISA, IF, IHC, IP, WB |
| ELAVL3 | 55047-1-AP | Rabbit Poly | ELISA, IHC, WB |
| ELAVL4 | 13032-1-AP | Rabbit Poly | ELISA, IHC, IP, WB |
| Endostatin | 18301-1-AP | Rabbit Poly | ELISA, IHC, WB |
| Endothelin 1 | 12191-1-AP | Rabbit Poly | ELISA, IHC, IP, WB |
| Endothelin 3 | 10674-1-AP | Rabbit Poly | ELISA, IHC |
| ENPEP | 17655-1-AP | Rabbit Poly | ELISA, FC, IF |
| ENSA | 14518-1-AP | Rabbit Poly | ELISA, IF, IHC, WB |
| ENT1 | 10 11337-1-AP | Rabbit Poly | ELISA, IHC, IP, WB |
| EPAC1 | 12572-1-AP | Rabbit Poly | ELISA, IF, IHC, IP, WB |
| EPCAM | 8 21050-1-AP | Rabbit Poly | ELISA, FC, IF, IHC, WB |
| EPA1-specific | 18698-1-AP | Rabbit Poly | ELISA, FC, IF, IHC, IP, WB |
| EPA1-specific | 60155-2-Ig | Mouse Mono | ELISA, IHC, WB |
| EPA7 | 13119-1-AP | Rabbit Poly | ELISA |

00 This number shows the amount of times our antibody has been cited in a publication.

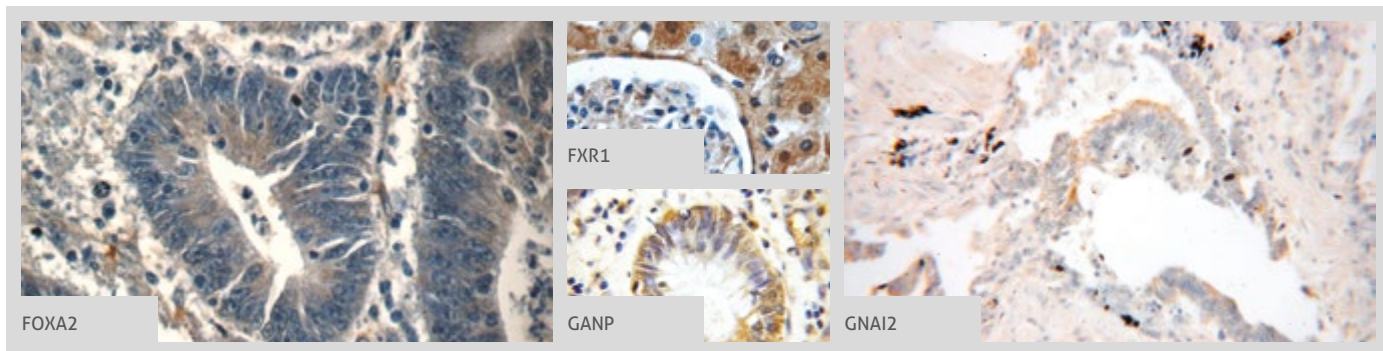
EPHA8
 → FOXM1

| Antibody Name | Cat. No. | Type | Applications |
|-----------------------|---------------|-------------|------------------------|
| EPHA8 | 13724-1-AP | Rabbit Poly | ELISA, FC, WB |
| EPHB4 | 20883-1-AP | Rabbit Poly | ELISA, FC, IHC, WB |
| Ephrin B1 | 12999-1-AP | Rabbit Poly | ELISA, WB |
| EPS8 | 12455-1-AP | Rabbit Poly | ELISA, IF, IHC, IP, WB |
| ER | 9 21244-1-AP | Rabbit Poly | ELISA, IF, IHC, WB |
| ERBB2IP | 22438-1-AP | Rabbit Poly | ELISA, IF, IHC, WB |
| ERBB3 | 10369-1-AP | Rabbit Poly | ELISA, IHC |
| ERBB4 | 19943-1-AP | Rabbit Poly | ELISA, IHC, WB |
| ERCC1 | 14586-1-AP | Rabbit Poly | ELISA, IF, IHC, IP, WB |
| ERCC6L | 15688-1-AP | Rabbit Poly | ELISA, WB |
| ERG | 14356-1-AP | Rabbit Poly | ELISA, IHC, IP, WB |
| ERGIC2 | 11927-1-AP | Rabbit Poly | ELISA, IF, IHC, IP, WB |
| ERH | 15974-1-AP | Rabbit Poly | ELISA, IHC, WB |
| ERK1/2 | 10 11257-1-AP | Rabbit Poly | ELISA, IF, IHC, WB |
| ERK1/2 | 3 66192-1-Ig | Mouse Mono | ELISA, IF, IHC, IP, WB |
| ESCO2 | 23525-1-AP | Rabbit Poly | ELISA, WB |
| ESR2 | 8 14007-1-AP | Rabbit Poly | ELISA, IHC, WB |
| ESR2 | 60197-1-Ig | Mouse Mono | ELISA, WB |
| ESR2 Beta-3 | 55441-1-AP | Rabbit Poly | ELISA, IHC |
| ESR2 Beta-6 | 55471-1-AP | Rabbit Poly | ELISA, IHC, WB |
| ETS1 | 12118-1-AP | Rabbit Poly | ELISA, WB |
| ETS2 | 12280-1-AP | Rabbit Poly | ELISA, IP, WB |
| ETV5 | 2 13011-1-AP | Rabbit Poly | ELISA, IF, WB |
| ETV6 | 13182-1-AP | Rabbit Poly | ELISA, WB |
| EXT2 | 11348-1-AP | Rabbit Poly | ELISA, IHC, WB |
| FABP3 | 2 10676-1-AP | Rabbit Poly | ELISA, IF, IHC, WB |
| FABP3 | 60280-1-Ig | Mouse Mono | ELISA, WB |
| FABP7 | 17456-1-AP | Rabbit Poly | ELISA, WB |
| FABP7 | 51010-1-AP | Rabbit Poly | ELISA, IF, IHC, WB |
| FABP7-Specific | 14836-1-AP | Rabbit Poly | ELISA, IHC, WB |
| FAK | 8 12636-1-AP | Rabbit Poly | ELISA, IF, IHC, IP, WB |
| FAM107A | 12176-1-AP | Rabbit Poly | ELISA, IF, IHC, WB |
| FAM127A | 10307-1-AP | Rabbit Poly | ELISA, IHC, WB |
| FAM127B | 20282-1-AP | Rabbit Poly | ELISA, IF, IHC, WB |
| FAM29A | 16933-1-AP | Rabbit Poly | ELISA, WB |
| FAM65B | 3 17015-1-AP | Rabbit Poly | ELISA, IF, WB |
| FANCD2 | 24006-1-AP | Rabbit Poly | ELISA, IHC, IP, WB |
| phospho-FANCD2 (S330) | 19543-1-AP | Rabbit Poly | ELISA, IHC, WB |
| FANCI | 20789-1-AP | Rabbit Poly | ELISA, IF, IP, WB |

| Antibody Name | Cat. No. | Type | Applications |
|------------------------|---------------|-------------|--------------------------------|
| Fascin | 14384-1-AP | Rabbit Poly | ELISA, IHC, WB |
| FBLIM1 | 13349-1-AP | Rabbit Poly | ELISA, IF, IHC, WB |
| FBXO5 | 10872-1-AP | Rabbit Poly | ELISA, IHC, WB |
| FEN1 | 14768-1-AP | Rabbit Poly | ELISA, IF, IHC, IP, WB |
| FER | 25287-1-AP | Rabbit Poly | ELISA, FC, IF, IHC, IP, WB |
| FEV | 25058-1-AP | Rabbit Poly | ELISA, WB |
| FGF1 | 17400-1-AP | Rabbit Poly | ELISA, IHC |
| FGF5 | 18171-1-AP | Rabbit Poly | ELISA, IF, IHC, IP, WB |
| FGF8 | 20711-1-AP | Rabbit Poly | ELISA, IHC, WB |
| FGFR1 | 60325-1-Ig | Mouse Mono | ELISA, FC, IHC, WB |
| FGFR2 | 13042-1-AP | Rabbit Poly | ELISA, IF, IHC, WB |
| FGFR2 | 60106-1-Ig | Mouse Mono | ELISA, WB |
| FGFR4 | 11098-1-AP | Rabbit Poly | ELISA, IF, IHC, WB |
| FHIT | 66086-1-Ig | Mouse Mono | ELISA, IF, IHC, WB |
| FHL1 | 13 10991-1-AP | Rabbit Poly | ChIP, CoIP, ELISA, IHC, IP, WB |
| Fibrinogen beta chain | 16747-1-AP | Rabbit Poly | ELISA, IF, IHC, WB |
| Fibrinogen gamma chain | 15841-1-AP | Rabbit Poly | ELISA, IF, IHC, WB |
| Fibrinogen gamma chain | 66158-1-Ig | Mouse Mono | ELISA, IF, IHC, WB |
| Filensin | 17492-1-AP | Rabbit Poly | ELISA, IF, WB |
| FIP200 | 16172-1-AP | Rabbit Poly | ELISA, IHC, WB |
| FLI1 | 11347-1-AP | Rabbit Poly | ELISA, IHC, WB |
| FLNB | 20685-1-AP | Rabbit Poly | ELISA, IF, WB |
| Flotillin 1 | 4 15571-1-AP | Rabbit Poly | ELISA, FC, IF, IP, WB |
| Flotillin 2 | 11446-1-AP | Rabbit Poly | ELISA, WB |
| FLT3 | 21049-1-AP | Rabbit Poly | ELISA, IP, WB |
| FNTB | 11507-1-AP | Rabbit Poly | ELISA, IHC, IP, WB |
| FOXA1 | 20411-1-AP | Rabbit Poly | ELISA, IHC, WB |
| FOXA2 | 22474-1-AP | Rabbit Poly | ELISA, IF, IHC, IP, WB |
| FOXB1 | 24285-1-AP | Rabbit Poly | ELISA, WB |
| FOXC2 | 23066-1-AP | Rabbit Poly | ELISA, WB |
| FOXD4 | 24835-1-AP | Rabbit Poly | ELISA, WB |
| FOXD4L6 | 22081-1-AP | Rabbit Poly | ELISA, WB |
| FOXE3 | 55301-1-AP | Rabbit Poly | ELISA, WB |
| FOXG1 | 12764-1-AP | Rabbit Poly | ELISA, WB |
| FOXH1-Specific | 20268-1-AP | Rabbit Poly | ELISA, WB |
| FOXJ3 | 19751-1-AP | Rabbit Poly | ELISA, WB |
| FOXJ3 | 21240-1-AP | Rabbit Poly | ELISA, WB |
| FOXM1 | 7 13147-1-AP | Rabbit Poly | ELISA, IHC, IP, WB |

FOXO1
GRB2 ←

More validation images available on our website.



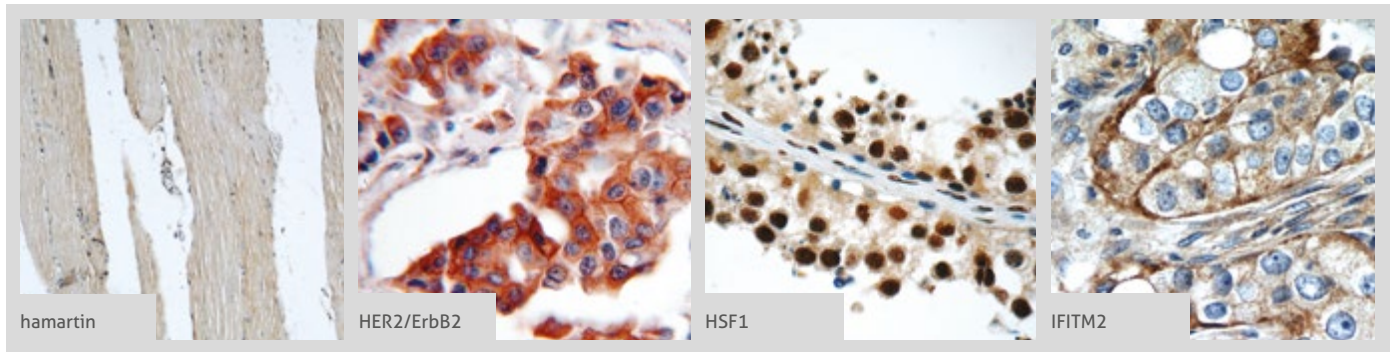
| Antibody Name | Cat. No. | Type | Applications |
|---------------------|---------------|-------------|----------------------------|
| FOXO1 | 4 18592-1-AP | Rabbit Poly | ELISA, FC, IHC, WB |
| FOXO3A | 5 10849-1-AP | Rabbit Poly | ELISA, IF, IHC, WB |
| FOXO4 | 19121-1-AP | Rabbit Poly | ELISA, IF, WB |
| FOXO4 | 2 21535-1-AP | Rabbit Poly | ELISA, IHC, WB |
| FOXP1 | 22051-1-AP | Rabbit Poly | ELISA, WB |
| FOXP2 | 20529-1-AP | Rabbit Poly | ELISA, IP, WB |
| FOXP3 | 22173-1-AP | Rabbit Poly | ELISA, WB |
| FOXP3 | 3 22228-1-AP | Rabbit Poly | ELISA, IF, IHC, IP, WB |
| FOXP3 | 60149-1-Ig | Mouse Mono | ELISA, WB |
| FOXP4 | 16772-1-AP | Rabbit Poly | ELISA, IHC, IP, WB |
| FOXQ1 | 23718-1-AP | Rabbit Poly | ELISA, WB |
| FRAG1 | 10765-1-AP | Rabbit Poly | ELISA |
| Frizzled 7 | 16974-1-AP | Rabbit Poly | ELISA, IP, WB |
| FRK | 16197-1-AP | Rabbit Poly | ELISA, FC, IF, IHC, WB |
| FRZB | 12884-1-AP | Rabbit Poly | ELISA, IHC, WB |
| FXR1 | 13194-1-AP | Rabbit Poly | ELISA, IF, IHC, IP, WB |
| FZR1 | 16368-1-AP | Rabbit Poly | ELISA, IF, IP, WB |
| GOS2 | 2 12091-1-AP | Rabbit Poly | ELISA, IF, WB |
| GADD45A | 13747-1-AP | Rabbit Poly | ELISA, IP, WB |
| GADD45G | 10277-1-AP | Rabbit Poly | ELISA, WB |
| GADD45GIP1 | 16260-1-AP | Rabbit Poly | ELISA, IP, WB |
| GAK | 12147-1-AP | Rabbit Poly | ELISA, IF, WB |
| Galectin 3 | 2 14979-1-AP | Rabbit Poly | ELISA, IF, IHC, IP, WB |
| Galectin 3 | 60207-1-Ig | Mouse Mono | ELISA, IF, IHC, WB |
| Gamma cystathionase | 39 12217-1-AP | Rabbit Poly | ELISA, FC, IF, IHC, IP, WB |
| Gamma cystathionase | 60234-1-Ig | Mouse Mono | ELISA, IF, IHC, WB |
| GANP | 3 11054-1-AP | Rabbit Poly | ELISA, IF, IHC, IP, WB |
| GAP43 | 3 16971-1-AP | Rabbit Poly | ELISA, IHC, IP, WB |
| GAS2 | 11941-2-AP | Rabbit Poly | ELISA, IHC, WB |
| GAS8 | 18270-1-AP | Rabbit Poly | ELISA, WB |


| Antibody Name | Cat. No. | Type | Applications |
|----------------------|---------------|-------------|----------------------------|
| GATA2 | 2 11103-1-AP | Rabbit Poly | ELISA, IF, IHC, WB |
| GCM2 | 21088-1-AP | Rabbit Poly | ELISA, WB |
| GCNF | 12712-1-AP | Rabbit Poly | ELISA, IHC, IP, WB |
| GEF-H1 | 24472-1-AP | Rabbit Poly | ELISA, WB |
| Geminin | 11 10802-1-AP | Rabbit Poly | ELISA, FC, IF, IHC, IP, WB |
| GH2 | 55240-1-AP | Rabbit Poly | ELISA, IHC, WB |
| GIN53 | 15651-1-AP | Rabbit Poly | ELISA, WB |
| GIN53 | 16345-1-AP | Rabbit Poly | ELISA, IF, WB |
| GLI3-Specific | 3 19949-1-AP | Rabbit Poly | ELISA, FC, IF, IHC, IP, WB |
| GLI4 | 16551-1-AP | Rabbit Poly | ELISA, WB |
| Glucagon | 15954-1-AP | Rabbit Poly | ELISA, IHC |
| Glutamine synthetase | 4 11037-2-AP | Rabbit Poly | ELISA, FC, IHC, WB |
| Glypican 3 | 11145-1-AP | Rabbit Poly | ELISA, WB |
| Glypican 3 | 25175-1-AP | Rabbit Poly | ELISA, IF, IHC, WB |
| Glypican 4 | 2 13048-1-AP | Rabbit Poly | ELISA, IF, WB |
| GMCL1 | 15575-1-AP | Rabbit Poly | ELISA, IHC, WB |
| GMPS | 16376-1-AP | Rabbit Poly | ELISA, IP, WB |
| GNAI1 | 12617-1-AP | Rabbit Poly | ELISA, FC, IF, IHC, IP, WB |
| GNAI2 | 11136-1-AP | Rabbit Poly | ELISA, IF, IHC, IP, WB |
| GNAI3 | 11641-1-AP | Rabbit Poly | ELISA, FC, IF, IHC, WB |
| GNAT1 | 55167-1-AP | Rabbit Poly | ELISA, IF, WB |
| GNB1 | 3 10247-2-AP | Rabbit Poly | ELISA, IF, IHC, WB |
| GNG2 | 3 11693-1-AP | Rabbit Poly | ELISA, IHC, WB |
| GNRHR | 3 19950-1-AP | Rabbit Poly | ELISA, FC, IHC, IP, WB |
| GOLPH3 | 5 19112-1-AP | Rabbit Poly | ELISA, IF, IHC, IP, WB |
| GNMB | 20338-1-AP | Rabbit Poly | ELISA, IHC, WB |
| GPS2 | 12177-1-AP | Rabbit Poly | ELISA, IF, IHC, WB |
| GPSM1 | 11483-1-AP | Rabbit Poly | ELISA, IF, IHC, WB |
| GPSM2 | 6 11608-2-AP | Rabbit Poly | ELISA, IF, IHC, WB |
| GRB2 | 10254-2-AP | Rabbit Poly | ELISA, IF, IHC, WB |

00 This number shows the amount of times our antibody has been cited in a publication.

Growth hormone
→ IFITM2

More validation images available on our website. 

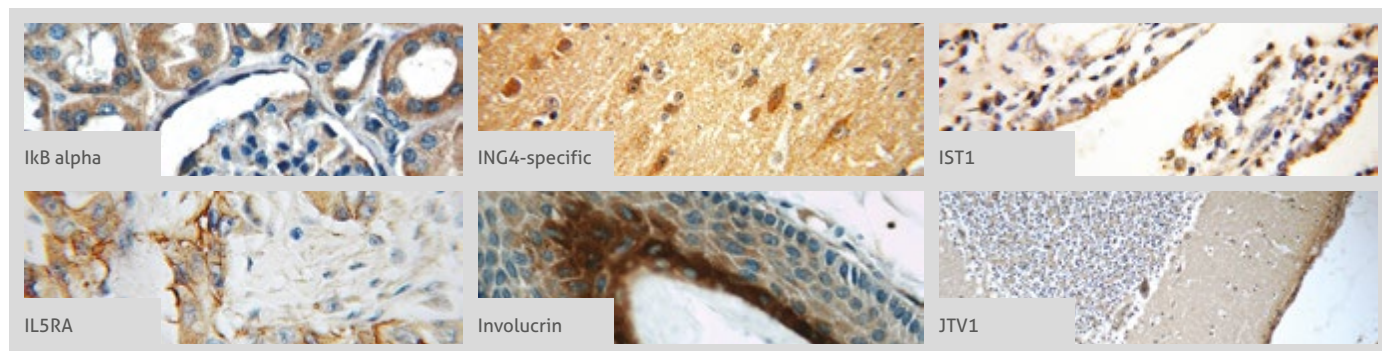


| Antibody Name | Cat. No. | Type | Applications |
|----------------|---|-------------|----------------------------|
| Growth hormone | 17867-1-AP | Rabbit Poly | ELISA, WB |
| Growth hormone | 55243-1-AP | Rabbit Poly | ELISA, IHC, WB |
| GSK3A | 13419-1-AP | Rabbit Poly | ELISA, IHC, WB |
| GSK3B | 15113-1-AP | Rabbit Poly | ELISA, IHC, IP, WB |
| GSK3B | 25 22104-1-AP | Rabbit Poly | ELISA, IF, IHC, IP, WB |
| GSK3B | 24198-1-AP | Rabbit Poly | ELISA, FC, IF, IHC, IP, WB |
| GSK3B | 51065-1-AP | Rabbit Poly | ELISA, IF, IHC, IP, WB |
| GSPT2 | 2 12989-1-AP | Rabbit Poly | ELISA, IF, IHC, WB |
| GTPBP4 | 2 13897-1-AP | Rabbit Poly | ELISA, IF, IHC, IP, WB |
| GTSE1 | 2 21319-1-AP | Rabbit Poly | ELISA, IF, IHC, WB |
| H3F3B | 10265-1-AP | Rabbit Poly | ELISA, WB |
| HACE1 | 24104-1-AP | Rabbit Poly | ELISA, IF, WB |
| hamartin |  20988-1-AP | Rabbit Poly | ELISA, IF, IHC, IP, WB |
| HAUS3 | 18991-1-AP | Rabbit Poly | ELISA, IF, IHC, WB |
| HAUS4 | 20104-1-AP | Rabbit Poly | ELISA, IHC, WB |
| HCFC1 | 19358-1-AP | Rabbit Poly | ELISA, IF, IHC, WB |
| HCFC2 | 13567-1-AP | Rabbit Poly | ELISA, WB |
| HCK | 11600-1-AP | Rabbit Poly | ELISA, IHC, WB |
| HDAC4 | 5 17449-1-AP | Rabbit Poly | ELISA, IF, IHC, IP, WB |
| HDAC4-specific | 16165-1-AP | Rabbit Poly | ELISA, IHC, IP, WB |
| HDGF | 9 11344-1-AP | Rabbit Poly | ELISA, IF, IHC, IP, WB |
| HDGF | 3 60064-1-Ig | Mouse Mono | ELISA, IF, IHC, WB |
| HDGFRP3 | 2 12380-1-AP | Rabbit Poly | ELISA, IF, IHC, IP, WB |
| HELB | 24700-1-AP | Rabbit Poly | ELISA, IF, WB |
| HELLS | 2 11955-1-AP | Rabbit Poly | ELISA, IF, IHC, IP, WB |
| HEMGN | 7 17616-1-AP | Rabbit Poly | ELISA, IHC, WB |
| HEPACAM | 7 18177-1-AP | Rabbit Poly | ELISA, IF, IHC, IP, WB |
| HER2/ErbB2 |  4 18299-1-AP | Rabbit Poly | ELISA, FC, IHC, IP, WB |
| HER2/ErbB2 | 51105-1-AP | Rabbit Poly | ELISA, IF, IHC, WB |
| HER2/ErbB2 | 60311-1-Ig | Mouse Mono | ELISA, FC, IHC |
| HGS | 10390-1-AP | Rabbit Poly | ELISA, IF, IHC, IP, WB |

| Antibody Name | Cat. No. | Type | Applications |
|-----------------|--|-------------|------------------------------|
| HIC5 | 10565-1-AP | Rabbit Poly | ELISA, IF, IHC, IP, WB |
| HIP1 | 22231-1-AP | Rabbit Poly | ELISA, IF, IHC, IP, WB |
| HIP1-Specific | 19688-1-AP | Rabbit Poly | ELISA, IHC, IP, WB |
| Histone H1.0 | 2 17510-1-AP | Rabbit Poly | ELISA, IF, IP, WB |
| Histone H2A.z | 16441-1-AP | Rabbit Poly | ELISA, IF, WB |
| Histone H3.3 | 13754-1-AP | Rabbit Poly | ELISA, IF, WB |
| Histone-H3 | 29 17168-1-AP | Rabbit Poly | ELISA, IF, IHC, WB |
| HJURP | 15283-1-AP | Rabbit Poly | ELISA, WB |
| HLCS | 14046-1-AP | Rabbit Poly | ELISA, IF, WB |
| HMG20B | 14582-1-AP | Rabbit Poly | ChIP, ELISA, IF, IHC, IP, WB |
| HMGA2 | 20795-1-AP | Rabbit Poly | ELISA, IF, IP, WB |
| HMGB2 | 14597-1-AP | Rabbit Poly | ELISA, IHC, IP, WB |
| HMGB2 | 15605-1-AP | Rabbit Poly | ELISA, IHC, WB |
| HMOX1 | 34 10701-1-AP | Rabbit Poly | ELISA, IF, IHC, IP, WB |
| HOOK1 | 2 10871-1-AP | Rabbit Poly | ELISA, IF, IHC, IP, WB |
| HRAS-Specific | 5 18295-1-AP | Rabbit Poly | ELISA, FC, IF, IHC, WB |
| HRPT2 | 12310-1-AP | Rabbit Poly | ELISA, IF, IHC, IP, WB |
| HSF1 | 3 16107-1-AP | Rabbit Poly | ELISA, IHC, WB |
| HSF1 |  51034-1-AP | Rabbit Poly | ELISA, IF, IHC, IP, WB |
| HTRA1 | 55011-1-AP | Rabbit Poly | ELISA, IF, IHC, IP, WB |
| HTRA2 | 2 15775-1-AP | Rabbit Poly | ELISA, IF, IHC, IP, WB |
| HTRA4 | 14095-1-AP | Rabbit Poly | ELISA, WB |
| HuR | 10 11910-1-AP | Rabbit Poly | ELISA, FC, IF, IHC, IP, WB |
| HURP | 12038-1-AP | Rabbit Poly | ELISA, IF, WB |
| HUS1 | 11223-1-AP | Rabbit Poly | ELISA, IHC, WB |
| IBA1 | 36 10904-1-AP | Rabbit Poly | ELISA, IF, IHC, IP, WB |
| ICK | 13611-1-AP | Rabbit Poly | ELISA, WB |
| IFITM1 | 13 11727-3-AP | Rabbit Poly | ELISA, FC, IF, IHC, IP, WB |
| IFITM1-Specific | 14 60074-1-Ig | Mouse Mono | ELISA, FC, IF, IHC, IP, WB |
| IFITM2 |  18 12769-1-AP | Rabbit Poly | ELISA, FC, IF, IHC, IP, WB |

00 This number shows the amount of times our antibody has been cited in a publication.

More validation images available on our website.

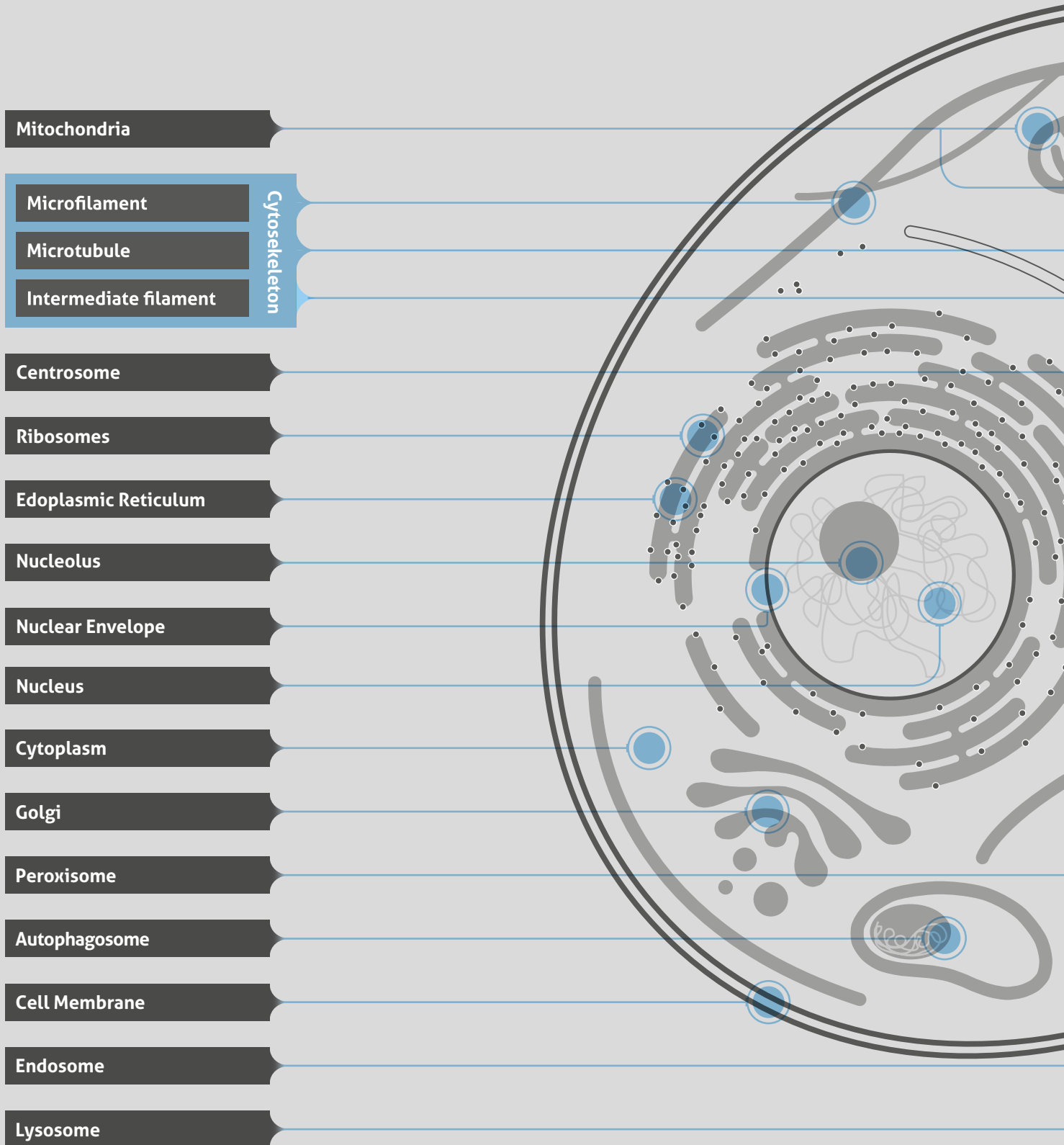


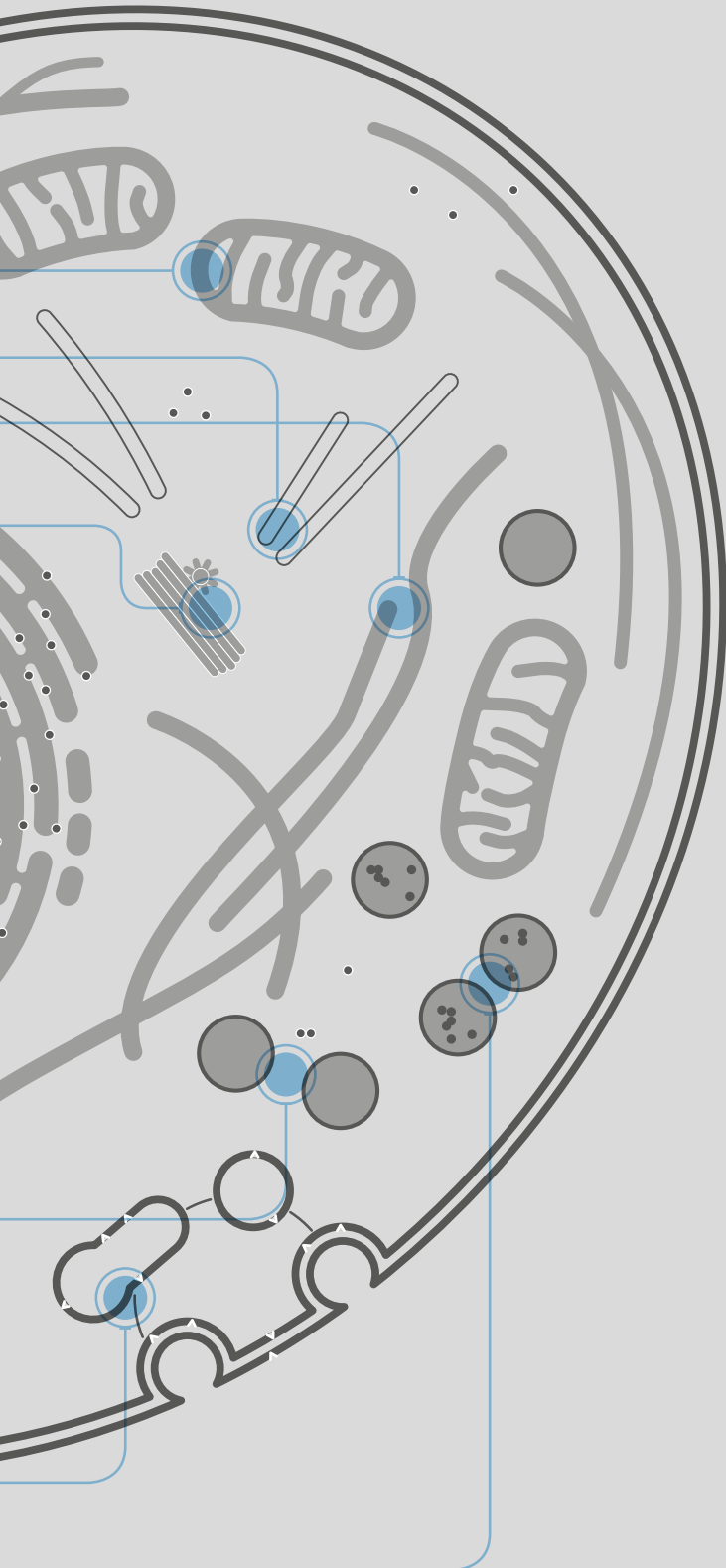
| Antibody Name | Cat. No. | Type | Applications |
|-----------------|----------------------|-------------|----------------------------|
| IFITM2-specific | 66137-1-Ig | Mouse Mono | ELISA, FC, WB |
| IFITM3 | 29 11714-1-AP | Rabbit Poly | ELISA, FC, IF, IHC, IP, WB |
| IFITM3 | 2 66081-1-Ig | Mouse Mono | ELISA, FC, IF, IHC, WB |
| IFNAR2 | 10522-1-AP | Rabbit Poly | ELISA, FC, WB |
| IFNAR2 | 60013-1-Ig | Mouse Mono | ELISA, WB |
| IFRD1 | 12939-1-AP | Rabbit Poly | ELISA, WB |
| IFT81 | 10604-2-AP | Rabbit Poly | ELISA, IHC, WB |
| IFT81 | 7 11744-1-AP | Rabbit Poly | ELISA, IF, IHC, IP, WB |
| IGF1A-Specific | 6 20214-1-AP | Rabbit Poly | ELISA, IF, IHC, IP, WB |
| IGF1B-Specific | 20215-1-AP | Rabbit Poly | ELISA, IHC, WB |
| IGF1R-Specific | 2 20254-1-AP | Rabbit Poly | ELISA, IHC, IP, WB |
| IGFBP3 | 2 10189-2-AP | Rabbit Poly | ELISA, IF, IHC, WB |
| IGFBP4 | 18500-1-AP | Rabbit Poly | ELISA, IF, IHC, WB |
| IGHMBP2 | 23945-1-AP | Rabbit Poly | ELISA, IHC, WB |
| IGSF8 | 14387-1-AP | Rabbit Poly | ELISA, IP, WB |
| IκB alpha | 21 10268-1-AP | Rabbit Poly | ELISA, FC, IF, IHC, IP, WB |
| IκB alpha | 2 18220-1-AP | Rabbit Poly | ELISA, IF, IHC, IP, WB |
| IκB alpha | 2 51066-1-AP | Rabbit Poly | ELISA, IHC, IP, WB |
| IκB beta | 12660-1-AP | Rabbit Poly | ELISA, IF, IHC, WB |
| IL 1 alpha | 16765-1-AP | Rabbit Poly | ELISA, IF, WB |
| IL1 beta | 18 16806-1-AP | Rabbit Poly | ELISA, IF, IHC, WB |
| IL1 beta | 60136-1-Ig | Mouse Mono | ELISA, IHC, WB |
| IL-10 | 60269-1-Ig | Mouse Mono | ELISA, IHC, WB |
| IL13RA2 | 2 11059-1-AP | Rabbit Poly | ELISA, IF, IHC, WB |
| IL15RA | 16 16744-1-AP | Rabbit Poly | ELISA, IHC, WB |
| IL-19 | 60278-1-Ig | Mouse Mono | ELISA, IHC, WB |
| IL-29 | 66163-1-Ig | Mouse Mono | ELISA, WB |
| IL5RA | 12655-1-AP | Rabbit Poly | ELISA, IF, IHC, WB |
| IL-6 | 22 21865-1-AP | Rabbit Poly | ELISA, IHC, WB |
| IL-6 | 66146-1-Ig | Mouse Mono | ELISA, IHC, WB |

| Antibody Name | Cat. No. | Type | Applications |
|--------------------------|----------------------|-------------|------------------------|
| IL6R | 23457-1-AP | Rabbit Poly | ELISA, IP, WB |
| IL-8 | 17038-1-AP | Rabbit Poly | ELISA, IHC |
| IL9R | 60132-1-Ig | Mouse Mono | ELISA, WB |
| ING1-specific | 16185-1-AP | Rabbit Poly | ELISA, IP, WB |
| ING2 | 7 11560-1-AP | Rabbit Poly | ELISA, IF, IHC, IP, WB |
| ING3 | 5 10905-1-AP | Rabbit Poly | ELISA, IHC, WB |
| ING3-specific | 16187-1-AP | Rabbit Poly | ELISA, IP, WB |
| ING4 | 8 10617-1-AP | Rabbit Poly | ELISA, IF, IHC, IP, WB |
| ING4 | 60110-1-Ig | Mouse Mono | ELISA, IHC, WB |
| ING4-specific | 6 16188-1-AP | Rabbit Poly | ELISA, IF, IHC, IP, WB |
| ING5 | 12 10665-1-AP | Rabbit Poly | ELISA, IF, IHC, IP, WB |
| Inhibin beta A | 3 10651-1-AP | Rabbit Poly | ELISA, IF, IHC, WB |
| Inhibin beta A | 22689-1-AP | Rabbit Poly | ELISA, IHC, WB |
| Inhibin beta A | 60015-2-Ig | Mouse Mono | ELISA, WB |
| Inhibin beta A -Specific | 17524-1-AP | Rabbit Poly | ELISA, IP, WB |
| Inhibin beta B | 3 17577-1-AP | Rabbit Poly | ELISA, IHC, WB |
| INSC | 20973-1-AP | Rabbit Poly | ELISA, IF, IHC, WB |
| INSIG1 | 2 22115-1-AP | Rabbit Poly | ELISA, IF, IHC, IP, WB |
| INSR | 20433-1-AP | Rabbit Poly | ELISA, IP, WB |
| INSRR | 55112-1-AP | Rabbit Poly | ELISA, WB |
| interferon-gamma | 13 15365-1-AP | Rabbit Poly | ELISA, IF, IHC, WB |
| interferon-gamma | 60101-1-Ig | Mouse Mono | ELISA, WB |
| Involucrin | 2 55328-1-AP | Rabbit Poly | ELISA, IHC, WB |
| IRF2 | 12525-1-AP | Rabbit Poly | ELISA, IHC, IP, WB |
| ISG20 | 22097-1-AP | Rabbit Poly | ELISA, IHC, WB |
| IST1 | 7 51002-1-AP | Rabbit Poly | ELISA, IF, IHC, IP, WB |
| ITGB1BP1 | 12300-1-AP | Rabbit Poly | ELISA, IF, IHC, IP, WB |
| IVNS1ABP | 14741-1-AP | Rabbit Poly | ELISA, IHC, IP, WB |
| JAK2 | 17670-1-AP | Rabbit Poly | ELISA, IP, WB |
| JTV1 | 9 10424-1-AP | Rabbit Poly | ELISA, IF, IHC, IP, WB |

00 This number shows the amount of times our antibody has been cited in a publication.

CELL FRACTION & ORGANELLE MARKERS





| Antibody | Cat.No |
|---|------------|
| Autophagosome | |
| ATG5 | 60061-1-Ig |
| ATG5 | 10181-2-AP |
| ATG12 | 11264-1-AP |
| BECN1 | 11306-1-AP |
| MAP1LC3A | 12135-1-AP |
| MAP1LC3B | 14600-1-AP |
| SQSTM1(P62) | 18420-1-AP |
| Cell membrane | |
| ATP1A1/ Na ⁺ /K ⁺ ATPase | 14418-1-AP |
| ATP1A1/ Na ⁺ /K ⁺ ATPase | 55187-1-AP |
| EGFR | 51071-2-AP |
| EGFR-specific | 18986-1-AP |
| INSR | 20433-1-AP |
| Centrosome | |
| CENPJ | 11517-1-AP |
| NUAK2 | 11592-1-AP |
| PCM1 | 19856-1-AP |
| Cytoplasm | |
| ACTB | HRP-60008 |
| ACTB | 60008-1-Ig |
| ACTB | 20536-1-AP |
| CYPA | 10720-1-AP |
| CYPB | 11607-1-AP |
| CYPB | 66047-1-Ig |
| GAPDH | 10494-1-AP |
| GAPDH | 60004-1-Ig |
| GAPDH | HRP-60004 |
| HSP90 | 13171-1-AP |
| HSP90 | 60318-1-Ig |
| TUBA1B | HRP-66031 |
| TUBA1B | 66031-1-AP |
| TUBB3 | 10094-1-AP |
| Cytoskeleton | |
| ACTB | HRP-60008 |
| ACTB | 60008-1-Ig |
| ACTB | 20536-1-AP |
| DES | 16520-1-AP |
| DES | 60226-1-Ig |
| KRT7 | 15539-1-AP |
| KRT7-specific | 17513-1-AP |
| TUBA1B | HRP-66031 |
| TUBA1B | 66031-1-AP |
| TUBB3 | 10094-1-AP |
| VIM | 10366-1-AP |
| Endoplasmic reticulum | |
| CANX | 10427-2-AP |
| GRP94/HSP90B1 | 14700-1-AP |
| GRP78/BIP/ HSPA5 | 11587-1-AP |
| PDIA4/ERp72 | 14712-1-AP |
| P4HB/PDI | 11245-1-AP |
| Endosomes | |
| CAV1 | 16447-1-AP |
| CAV1 | 66067-1-Ig |
| CLTCL1 | 22283-1-AP |
| RAB5A | 20228-1-AP |
| RAB7A | 55469-1-AP |
| RAB7B | 12283-1-AP |
| RAB9 | 11420-1-AP |
| RAB9A | 18719-1-AP |
| RAB11 | 15903-1-AP |
| RAB11A | 20229-1-AP |
| RAB11B | 19742-1-AP |
| Golgi | |
| GM130 | 11308-1-AP |
| GORASP2 | 10598-1-AP |

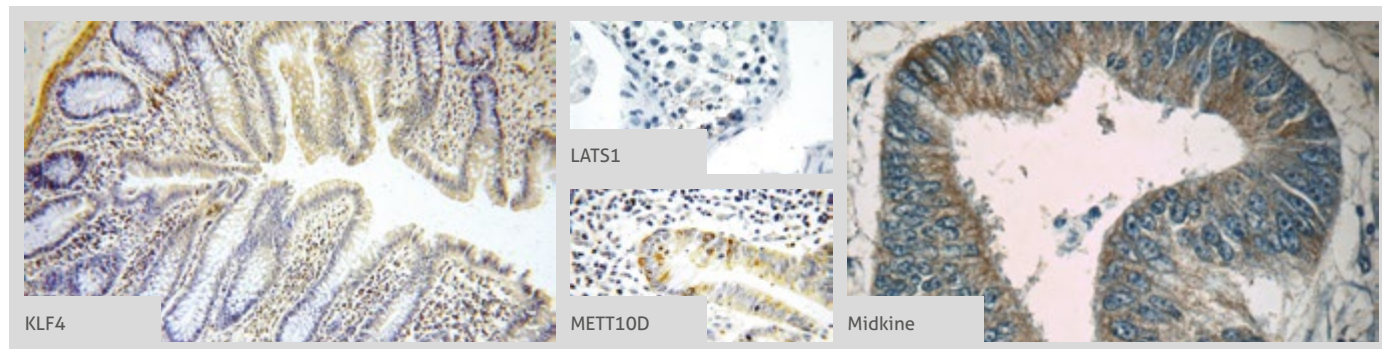
| Antibody | Cat.No |
|--------------------------------|------------|
| Golgi | |
| RCAS1/EBAG9 | 12255-1-AP |
| RCAS1/EBAG9 | 66170-1-Ig |
| STX12 | 14259-1-AP |
| STX6 | 60059-1-Ig |
| TGN46 | 13573-1-AP |
| Intercellular junctions | |
| CDH1 | 20648-1-AP |
| CDH1 | 20874-1-AP |
| CDH3 | 13773-1-AP |
| CX43 | 15386-1-AP |
| ZO-2 | 18900-1-AP |
| Lysosome | |
| LAMP1 | 55273-1-AP |
| LAMP2 | 10397-1-AP |
| Mitochondria | |
| AIF | 17984-1-AP |
| COXIV | 11242-A-AP |
| COXIV | 60251-1-Ig |
| CYCS | 10993-1-AP |
| HK1 | 19662-1-AP |
| HSP60 | 15282-1-AP |
| HSP60 | 66041-1-Ig |
| IMMT | 10179-1-AP |
| OGDH | 15212-1-AP |
| TIMM44 | 13859-1-AP |
| VDAC1 | 10866-1-AP |
| Nuclear envelope | |
| EMD | 10351-1-AP |
| LMNA/C | 10298-1-AP |
| LMNB1 | 12987-1-AP |
| LMNB2 | 10895-1-AP |
| NUP98 | 12329-1-AP |
| Nucleolus | |
| ASH2L | 12331-1-AP |
| EIF6 | 10291-1-AP |
| FBL | 16021-1-AP |
| Nucleus | |
| CDC27/APC3 | 10918-1-AP |
| CDK4 | 11026-1-AP |
| H2AFZ | 16441-1-AP |
| HDAC1 | 10197-1-AP |
| HDAC2 | 12922-3-AP |
| HDAC2-specific | 16152-1-AP |
| HIST2H3A | 17168-1-AP |
| HMG20A | 12085-2-AP |
| LSD1/KDM1 | 20813-1-AP |
| PCNA | 10205-2-AP |
| PCNA | 60097-1-Ig |
| SETDB1/ESET | 11231-1-AP |
| TBP | 22006-1-AP |
| TBP | 22246-1-AP |
| TBP | 66166-1-Ig |
| YY1 | 22156-1-AP |
| Peroxisome | |
| CAT | 21260-1-AP |
| PEX14 | 10594-1-AP |
| Ribosome | |
| RPL3 | 11005-1-AP |
| RPL4 | 11302-1-AP |
| RPL7A | 15340-1-AP |
| RPL14 | 14991-1-AP |
| RPL18A | 14653-1-AP |
| RPS3 | 11990-1-AP |
| RPS3 | 15198-1-AP |
| RPS3 | 66046-1-Ig |
| RPS6 | 14823-1-AP |

JUN
 → MCM5

| Antibody Name | Cat. No. | Type | Applications |
|------------------|------------|-------------|------------------------------|
| JUN | 24909-1-AP | Rabbit Poly | ELISA, IF, IHC, IP, WB |
| JUNB | 10486-1-AP | Rabbit Poly | ELISA, IF, IHC, IP, WB |
| Kallikrein 11 | 12698-1-AP | Rabbit Poly | ELISA, IF, IHC, WB |
| Kallikrein 8 | 14232-1-AP | Rabbit Poly | ELISA, IHC, WB |
| KAT5 | 10827-1-AP | Rabbit Poly | ELISA, IHC, WB |
| KATNA1 | 17560-1-AP | Rabbit Poly | ELISA, IF, IP, WB |
| KATNB1 | 14969-1-AP | Rabbit Poly | ELISA, IF, IP, WB |
| KDM3A, JMJD1A | 12835-1-AP | Rabbit Poly | ChIP, ELISA, IF, IHC, IP, WB |
| KHDRBS3 | 13563-1-AP | Rabbit Poly | ELISA, IHC, WB |
| KIF11 | 23333-1-AP | Rabbit Poly | ELISA, IHC, IP, WB |
| KIF15 | 55407-1-AP | Rabbit Poly | ELISA, IF, IHC, IP, WB |
| KIF20A | 15911-1-AP | Rabbit Poly | ELISA, IP, WB |
| KIF2A | 13105-1-AP | Rabbit Poly | ELISA, IHC, IP, WB |
| KIF2B | 13711-1-AP | Rabbit Poly | ELISA, IP, WB |
| KIF2C | 12139-1-AP | Rabbit Poly | ELISA, IF, IP, WB |
| KIFAP3 | 12700-1-AP | Rabbit Poly | ELISA, IHC, IP, WB |
| KIFAP3 | 60266-1-Ig | Mouse Mono | ELISA, IHC, WB |
| KIFC1 | 20790-1-AP | Rabbit Poly | ELISA, IF, IHC, WB |
| KIN | 12313-1-AP | Rabbit Poly | ELISA, IF, WB |
| KISS1R-Specific | 15505-1-AP | Rabbit Poly | ELISA, FC, IF, WB |
| KLF10 | 11881-1-AP | Rabbit Poly | ELISA, IF, IP, WB |
| KLF4 | 11880-1-AP | Rabbit Poly | ELISA, IF, IHC, IP, WB |
| KLF6 | 14716-1-AP | Rabbit Poly | ELISA, IHC, WB |
| KLHDC5 | 24847-1-AP | Rabbit Poly | ELISA, IF, WB |
| KLHL12 | 14883-1-AP | Rabbit Poly | ELISA, IF, IHC, WB |
| KLHL21 | 16952-1-AP | Rabbit Poly | ELISA, IHC, IP, WB |
| KLHL22 | 16214-1-AP | Rabbit Poly | ELISA, IP, WB |
| KRAS | 12063-1-AP | Rabbit Poly | ELISA, FC, IF, IHC, IP, WB |
| KRAS | 60309-1-Ig | Mouse Mono | ELISA, FC, IHC, WB |
| KRAS-2A-specific | 16156-1-AP | Rabbit Poly | ELISA, FC, IF, IHC, WB |
| KRAS-2B-specific | 16155-1-AP | Rabbit Poly | ELISA, FC, IF, IHC, WB |
| KRT18 | 66187-1-Ig | Mouse Mono | ELISA, FC, IF, IHC, WB |
| KRT6A | 10590-1-AP | Rabbit Poly | ELISA, FC, IF, IHC, WB |
| KRT6A-specific | 16853-1-AP | Rabbit Poly | ELISA, IP, WB |
| KU70 | 10723-1-AP | Rabbit Poly | ELISA, FC, IF, IHC, IP, WB |
| LAMP3 | 12632-1-AP | Rabbit Poly | ELISA, IF, IHC, IP, WB |
| LATS1 | 17049-1-AP | Rabbit Poly | ELISA, IHC, WB |
| LATS2-Specific | 20276-1-AP | Rabbit Poly | ELISA, FC, IF, IHC, WB |
| LCK | 12477-1-AP | Rabbit Poly | ELISA, IHC, IP, WB |

| Antibody Name | Cat. No. | Type | Applications |
|----------------|------------|-------------|----------------------------|
| LCK | 60162-1-Ig | Mouse Mono | ELISA, WB |
| LEFTY2 | 13991-1-AP | Rabbit Poly | ELISA, IF, IHC, WB |
| LGI1 | 12483-1-AP | Rabbit Poly | ELISA, WB |
| LIG4 | 12695-1-AP | Rabbit Poly | ELISA, IHC, WB |
| LIN9 | 17882-1-AP | Rabbit Poly | ELISA, IP, WB |
| LIPA | 12956-1-AP | Rabbit Poly | ELISA, IHC, WB |
| LKB1 | 10746-1-AP | Rabbit Poly | ELISA, IHC, IP, WB |
| LMX1B | 18278-1-AP | Rabbit Poly | ELISA, IF, WB |
| LRP2-Specific | 19700-1-AP | Rabbit Poly | ELISA, FC, IHC, WB |
| LRPAP1 | 24662-1-AP | Rabbit Poly | ELISA, FC, IHC, WB |
| LYN | 18135-1-AP | Rabbit Poly | ELISA, FC, IF, IHC, IP, WB |
| LYN | 60211-1-Ig | Mouse Mono | ELISA, IHC, WB |
| LYPLA1 | 16055-1-AP | Rabbit Poly | ELISA, IF, IHC, IP, WB |
| LZTS1 | 20878-1-AP | Rabbit Poly | ELISA, IF, IP, WB |
| MAD1 | 18322-1-AP | Rabbit Poly | ELISA, IF, IHC, IP, WB |
| MAD2L1 | 10337-1-AP | Rabbit Poly | ELISA, IF, IHC, IP, WB |
| MAD2L1 | 66014-1-Ig | Mouse Mono | ELISA, IHC, WB |
| MAD2L2 | 12683-1-AP | Rabbit Poly | ELISA, IP, WB |
| MAEA | 15238-1-AP | Rabbit Poly | ELISA, IHC, WB |
| MAF | 55013-1-AP | Rabbit Poly | ELISA, IF, IHC, IP, WB |
| MAFF | 12771-1-AP | Rabbit Poly | ELISA, IHC, WB |
| MAK | 13638-1-AP | Rabbit Poly | ELISA, WB |
| MAP4 | 11229-1-AP | Rabbit Poly | ELISA, IHC, IP, WB |
| MAPK12 | 20184-1-AP | Rabbit Poly | ELISA, IHC, IP, WB |
| MAPK13 | 60252-1-Ig | Mouse Mono | ELISA, WB |
| MAPK6 | 12839-1-AP | Rabbit Poly | ELISA, WB |
| MAPK7 | 10036-2-AP | Rabbit Poly | ELISA, WB |
| MAPRE2 | 10364-1-AP | Rabbit Poly | ELISA, IF, WB |
| MARCH5 | 12213-1-AP | Rabbit Poly | ELISA, IHC, IP, WB |
| MARK2 | 15492-1-AP | Rabbit Poly | ELISA, IHC, IP, WB |
| MATK | 10082-2-AP | Rabbit Poly | ELISA, IHC, WB |
| MCL1 | 16225-1-AP | Rabbit Poly | ELISA, IHC, IP, WB |
| MCL1 | 66026-1-Ig | Mouse Mono | ELISA, IF, IHC, WB |
| MCL1L-specific | 15825-1-AP | Rabbit Poly | ELISA, IHC |
| MCM10 | 12251-1-AP | Rabbit Poly | ELISA, IF, WB |
| MCM2 | 10513-1-AP | Rabbit Poly | ELISA, IHC, IP, WB |
| MCM3 | 15597-1-AP | Rabbit Poly | ELISA, IP, WB |
| MCM4 | 13043-1-AP | Rabbit Poly | ELISA, IP, WB |
| MCM5 | 11703-1-AP | Rabbit Poly | ELISA, IF, IHC, IP, WB |

More validation images available on our website.
































| Antibody Name | Cat. No. | Type | Applications |
|----------------|---------------|-------------|----------------------------|
| MCM6 | 2 13347-2-AP | Rabbit Poly | ELISA, IF, IHC, IP, WB |
| MCM7 | 11225-1-AP | Rabbit Poly | ELISA, FC, IF, IHC, IP, WB |
| MCM8 | 16451-1-AP | Rabbit Poly | ELISA, IP, WB |
| MCM-BP | 19573-1-AP | Rabbit Poly | ELISA, WB |
| MDC1 | 24721-1-AP | Rabbit Poly | ELISA, IF, IHC |
| MDMX | 2 17914-1-AP | Rabbit Poly | ELISA, WB |
| MEA1 | 10267-1-AP | Rabbit Poly | ELISA, IHC, WB |
| MEF2A | 12382-1-AP | Rabbit Poly | ELISA, WB |
| MEF2C | 15 10056-1-AP | Rabbit Poly | ELISA, IF, IHC, IP, WB |
| MEF2C | 16953-1-AP | Rabbit Poly | ELISA, WB |
| MEF2C | 18290-1-AP | Rabbit Poly | ELISA, IHC, WB |
| MEF2C | 18291-1-AP | Rabbit Poly | ELISA, IHC, WB |
| MEF2C | 20326-1-AP | Rabbit Poly | ELISA, IHC, WB |
| MEF2C | 60124-2-Ig | Mouse Mono | ELISA, IHC, WB |
| MEF2C-Specific | 18293-1-AP | Rabbit Poly | ELISA, IHC |
| MEIS2 | 11550-1-AP | Rabbit Poly | ELISA, IHC, WB |
| MEIS3 | 12775-1-AP | Rabbit Poly | ELISA, WB |
| MEN1 | 15159-1-AP | Rabbit Poly | ELISA, IP, WB |
| METT10D | 19924-1-AP | Rabbit Poly | ELISA, IHC, WB |
| METTL6 | 16527-1-AP | Rabbit Poly | ELISA, IHC, WB |
| MGMT | 17195-1-AP | Rabbit Poly | ELISA, IHC, IP, WB |
| Mhc | 3 10799-1-AP | Rabbit Poly | ELISA, WB |
| Midkine | 11009-1-AP | Rabbit Poly | ELISA, IF, IHC |
| MIF | 20415-1-AP | Rabbit Poly | ELISA, IHC, IP, WB |
| MIG6; ERRF1 | 4 11630-1-AP | Rabbit Poly | ELISA, IF, IHC, WB |
| MITD1 | 2 17264-1-AP | Rabbit Poly | ELISA, IF, WB |
| MIXL1 | 22772-1-AP | Rabbit Poly | ELISA, IF, WB |
| MKL1 | 2 21166-1-AP | Rabbit Poly | ELISA, IF, IHC, WB |
| MLF1 | 13100-1-AP | Rabbit Poly | ELISA, IHC, IP, WB |
| MLF2 | 11835-1-AP | Rabbit Poly | ELISA, IF, IHC, WB |
| MLK3 | 11996-1-AP | Rabbit Poly | ELISA, IF, IHC, WB |


| Antibody Name | Cat. No. | Type | Applications |
|---------------|---------------|-------------|----------------------------|
| MMP19 | 14244-1-AP | Rabbit Poly | ELISA, IF, IHC, IP, WB |
| MMS2 | 10689-1-AP | Rabbit Poly | ELISA, IF, IHC, WB |
| MNAT1 | 11719-1-AP | Rabbit Poly | ELISA, IF, IP, WB |
| MNDA | 13576-1-AP | Rabbit Poly | ELISA, WB |
| MNT | 23742-1-AP | Rabbit Poly | ELISA, IF, WB |
| MOF | 2 13842-1-AP | Rabbit Poly | ELISA, IP, WB |
| MOK | 23926-1-AP | Rabbit Poly | ELISA, FC, IF, IHC, WB |
| MORC1 | 14080-1-AP | Rabbit Poly | ELISA, WB |
| MORF4L1 | 55257-1-AP | Rabbit Poly | ELISA, IF, IHC, IP, WB |
| MPP8 | 2 16796-1-AP | Rabbit Poly | ELISA, IF, IP, WB |
| MRPS15 | 2 17006-1-AP | Rabbit Poly | ELISA, IF, IHC, WB |
| MT3 | 12179-1-AP | Rabbit Poly | ELISA, IHC |
| MTCP1NB | 10235-1-AP | Rabbit Poly | ELISA |
| MTOR | 13 20657-1-AP | Rabbit Poly | ELISA, IF, IHC, IP, WB |
| MTP18 | 14257-1-AP | Rabbit Poly | ELISA, IHC, IP, WB |
| MXD1 | 17888-1-AP | Rabbit Poly | ELISA, WB |
| MXD1 | 19547-1-AP | Rabbit Poly | ELISA, IP, WB |
| MYCBPAP | 12763-1-AP | Rabbit Poly | ELISA, IF, WB |
| MYF6 | 11754-1-AP | Rabbit Poly | ELISA, WB |
| MYO16 | 18828-1-AP | Rabbit Poly | ELISA, IF, IHC, WB |
| MYO16 | 25104-1-AP | Rabbit Poly | ELISA, WB |
| MYOD1 | 3 18943-1-AP | Rabbit Poly | ELISA, IF, IHC, WB |
| MYST2 | 4 13751-1-AP | Rabbit Poly | ELISA, IF, IHC, IP, WB |
| NAB2 | 19601-1-AP | Rabbit Poly | ELISA, IHC, IP, WB |
| NANOG | 4 14295-1-AP | Rabbit Poly | ELISA, IF, IHC, IP, WB |
| NANOS3 | 21679-1-AP | Rabbit Poly | ELISA, IHC, WB |
| NAP1L1 | 2 14898-1-AP | Rabbit Poly | ELISA, FC, IF, IHC, IP, WB |
| NASP | 6 11323-1-AP | Rabbit Poly | ELISA, IF, IHC, IP, WB |
| NAT10 | 13365-1-AP | Rabbit Poly | ELISA, IF, IP, WB |
| NBN | 55025-1-AP | Rabbit Poly | ELISA, IF, IP, WB |
| NCAPD3 | 16828-1-AP | Rabbit Poly | ELISA, IF, IP, WB |

00 This number shows the amount of times our antibody has been cited in a publication.

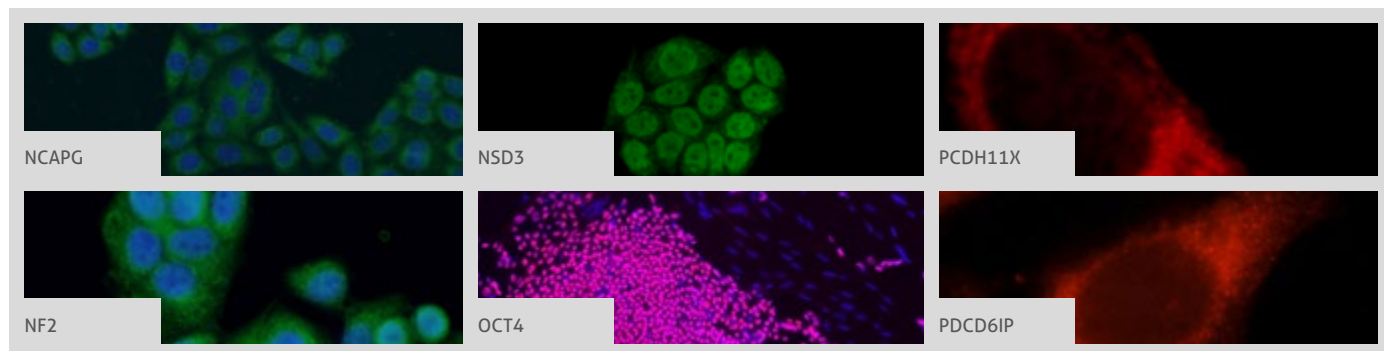
NCAPG
→ p107

| Antibody Name | Cat. No. | Type | Applications |
|-------------------|--|-------------|----------------------------|
| NCAPG |  24563-1-AP | Rabbit Poly | ELISA, IF, IHC, IP, WB |
| NCAPH | 11515-1-AP | Rabbit Poly | ELISA, IF, IHC, IP, WB |
| NCK2 | 10206-1-AP | Rabbit Poly | ELISA, IHC, WB |
| NCOA6 | 25241-1-AP | Rabbit Poly | ELISA, IP |
| NDC80 | 18932-1-AP | Rabbit Poly | ELISA, IHC, IP, WB |
| NDE1 |  10233-1-AP | Rabbit Poly | ELISA, IF, IHC, IP, WB |
| NDE1 | 60165-1-Ig | Mouse Mono | ELISA, WB |
| NDEL1 |  17262-1-AP | Rabbit Poly | ELISA, IF, IP, WB |
| NDRG2 | 12015-1-AP | Rabbit Poly | ELISA, IP, WB |
| NDRG4 | 12184-1-AP | Rabbit Poly | ELISA, IF, IHC, WB |
| NEDD1 | 13993-1-AP | Rabbit Poly | ELISA, IF, IHC, IP, WB |
| NEK11 | 12710-1-AP | Rabbit Poly | ELISA, WB |
| NEK2 | 14233-1-AP | Rabbit Poly | ELISA, IF, WB |
| NEK2 | 24171-1-AP | Rabbit Poly | ELISA, IF, IHC, WB |
| NEK9 | 11192-1-AP | Rabbit Poly | ELISA, FC, IF, IHC, IP, WB |
| Neogenin-Specific | 20246-1-AP | Rabbit Poly | ELISA, WB |
| Nestin |  19483-1-AP | Rabbit Poly | ELISA, IF, IHC, WB |
| Netrin G1 | 12910-2-AP | Rabbit Poly | ELISA, WB |
| NEURL | 18898-1-AP | Rabbit Poly | ELISA, IP, WB |
| NEURL2 | 21263-1-AP | Rabbit Poly | ELISA, IHC, WB |
| NF2 | 10659-1-AP | Rabbit Poly | ELISA, WB |
| NF2 |  21686-1-AP | Rabbit Poly | ELISA, IF, IHC, IP, WB |
| NFIA | 11750-1-AP | Rabbit Poly | ELISA, IHC, IP, WB |
| NFIB | 16671-1-AP | Rabbit Poly | ELISA, WB |
| NFIX-Specific | 19708-1-AP | Rabbit Poly | ELISA, WB |
| NGEF | 13271-1-AP | Rabbit Poly | ELISA, IP, WB |
| NGRN | 14885-1-AP | Rabbit Poly | ELISA, IHC, WB |
| NIPBL | 18792-1-AP | Rabbit Poly | ELISA, IF, WB |
| NKX3-1 | 13069-1-AP | Rabbit Poly | ELISA, WB |
| NME1 | 11086-2-AP | Rabbit Poly | ELISA, IF, IHC, IP, WB |
| NME5 | 12923-1-AP | Rabbit Poly | ELISA, IHC, WB |
| NOL8 | 12043-1-AP | Rabbit Poly | ELISA, IF, WB |
| NOLC1 | 11815-1-AP | Rabbit Poly | ELISA, IF, IHC, IP, WB |
| NOTCH1 |  10062-2-AP | Rabbit Poly | ELISA, IP, WB |
| NOTCH1 |  20687-1-AP | Rabbit Poly | ELISA, IF, IHC, IP, WB |
| NOTCH3 |  55114-1-AP | Rabbit Poly | ELISA, IHC, IP, WB |
| NOX4 |  14347-1-AP | Rabbit Poly | ELISA, FC, IF, IHC, IP, WB |
| NOX5 | 25350-1-AP | Rabbit Poly | ELISA, IF, IHC, WB |
| NPC1 |  13926-1-AP | Rabbit Poly | ELISA, IF, IHC, WB |

| Antibody Name | Cat. No. | Type | Applications |
|---------------|--|-------------|-------------------------|
| NPC2 | 19888-1-AP | Rabbit Poly | ELISA, IHC, WB |
| NPY |  12833-1-AP | Rabbit Poly | ELISA, IHC |
| NR2E3 |  14246-1-AP | Rabbit Poly | ELISA, FC, IF, IHC, WB |
| NR5A1 | 18658-1-AP | Rabbit Poly | ELISA, IHC, IP, WB |
| NRAS |  10724-1-AP | Rabbit Poly | ELISA, FC, IF, IHC, WB |
| NRD1 | 15630-1-AP | Rabbit Poly | ELISA, IF, IHC, WB |
| NRF1 |  12482-1-AP | Rabbit Poly | ChIP, ELISA, IF, IP, WB |
| NRG1 | 10527-1-AP | Rabbit Poly | ELISA, IF, IHC, IP, WB |
| NSD3 |   11345-1-AP | Rabbit Poly | ELISA, IF, IHC, WB |
| NSMCE2 | 13627-1-AP | Rabbit Poly | ELISA, IF, WB |
| NSUN2 |  20854-1-AP | Rabbit Poly | ELISA, IF, IHC, IP, WB |
| NT5M | 20765-1-AP | Rabbit Poly | ELISA, IP, WB |
| NUDC |  10681-1-AP | Rabbit Poly | ELISA, IF, IHC, IP, WB |
| NUDT6 |  11181-1-AP | Rabbit Poly | ELISA, IF, IHC, IP, WB |
| NUF2 | 15731-1-AP | Rabbit Poly | ELISA, IP, WB |
| NuMA | 16607-1-AP | Rabbit Poly | ELISA, WB |
| NUMB | 11876-1-AP | Rabbit Poly | ELISA, WB |
| NUMB |  18701-1-AP | Rabbit Poly | ELISA, FC, IF, IHC, WB |
| NUMB | 55321-1-AP | Rabbit Poly | ELISA, WB |
| NUMB | 60137-1-Ig | Mouse Mono | ELISA, IF, WB |
| NUMBL |  10111-1-AP | Rabbit Poly | ELISA, IF, IHC, IP, WB |
| NUMBL | 66155-1-Ig | Mouse Mono | ELISA, IHC, WB |
| NUP62 |  13916-1-AP | Rabbit Poly | ELISA, IF, IP, WB |
| NUP98-NUP96 | 12329-1-AP | Rabbit Poly | ELISA, IP, WB |
| NUSAP1 |  12024-1-AP | Rabbit Poly | ELISA, IF, IHC, IP, WB |
| NXN |  16128-1-AP | Rabbit Poly | ELISA, IF, IHC, IP, WB |
| OCT4 |   11263-1-AP | Rabbit Poly | ELISA, IF, IHC, WB |
| OCT4 | 60242-1-Ig | Mouse Mono | ELISA, IHC, WB |
| ODF2 |  12058-1-AP | Rabbit Poly | ELISA, IF, IHC, IP, WB |
| ODZ1 | 21696-1-AP | Rabbit Poly | ELISA, WB |
| OIP5 |  12142-1-AP | Rabbit Poly | ELISA, IF, IHC, IP, WB |
| ORC2L | 12739-1-AP | Rabbit Poly | ELISA, IP, WB |
| ORC4L | 13026-1-AP | Rabbit Poly | ELISA, IF, WB |
| ORC5L | 11542-1-AP | Rabbit Poly | ELISA, IHC, WB |
| ORC6 | 17784-1-AP | Rabbit Poly | ELISA, IHC, WB |
| OSGIN1 | 15248-1-AP | Rabbit Poly | ELISA, WB |
| OSMR |  10982-1-AP | Rabbit Poly | ELISA, IHC, WB |
| OVCA1 | 20112-1-AP | Rabbit Poly | ELISA, IF, IHC, WB |
| p107 | 13354-1-AP | Rabbit Poly | ELISA, IP, WB |

 This number shows the amount of times our antibody has been cited in a publication.

More validation images available on our website.



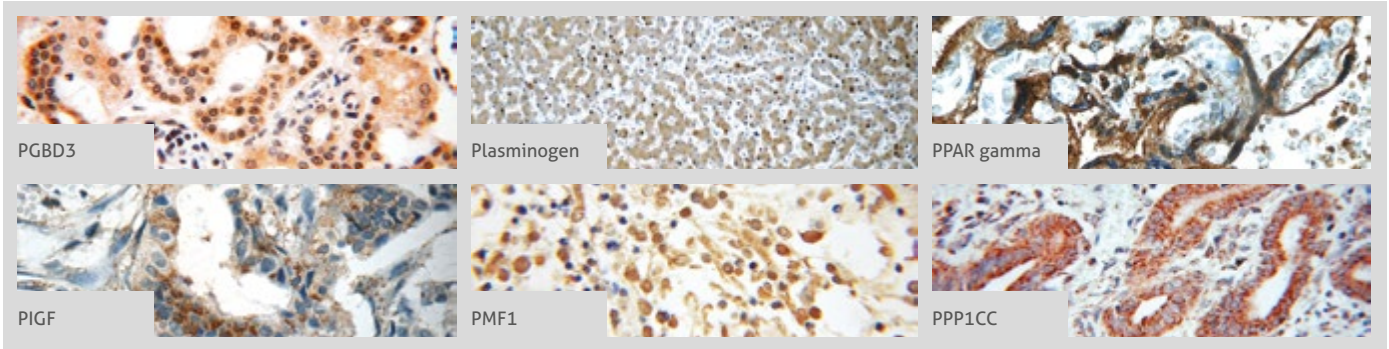
| Antibody Name | Cat. No. | Type | Applications |
|---------------|----------------|-------------|------------------------------|
| p130Cas | 16815-1-AP | Rabbit Poly | ELISA, IF, IHC, IP, WB |
| P16-INK4A | 26 10883-1-AP | Rabbit Poly | ELISA, FC, IF, IHC, IP, WB |
| p19 INK4d | 10272-2-AP | Rabbit Poly | ELISA, IF, IHC, WB |
| P21 | 10240-1-AP | Rabbit Poly | ELISA, IF |
| P21 | 3 60214-1-Ig | Mouse Mono | ELISA, WB |
| P21;CDKN1A | 46 10355-1-AP | Rabbit Poly | ELISA, FC, IF, IHC, IP, WB |
| p35 | 18346-1-AP | Rabbit Poly | ELISA, IP, WB |
| P53 | 69 10442-1-AP | Rabbit Poly | ELISA, IF, IHC, IP, WB |
| P53 | 60283-1-Ig | Mouse Mono | ELISA, IHC, IP, WB |
| p63 | 12143-1-AP | Rabbit Poly | ELISA, IF, IHC, IP, WB |
| p65; RELA | 85 10745-1-AP | Rabbit Poly | ELISA, FC, IF, IHC, IP, WB |
| PA2G4 | 10009-3-AP | Rabbit Poly | ELISA, WB |
| PA2G4 | 15348-1-AP | Rabbit Poly | ELISA, FC, IF, IHC, WB |
| PA2G4 | 66055-1-Ig | Mouse Mono | ELISA, IF, IHC, WB |
| PACT | 3 10771-1-AP | Rabbit Poly | CoIP, ELISA, IF, IHC, IP, WB |
| Pan-PAX | 21383-1-AP | Rabbit Poly | ELISA, IF, IHC, IP, WB |
| PARD3 | 5 11085-1-AP | Rabbit Poly | ELISA, FC, IF, IHC, IP, WB |
| PARD6B | 13996-1-AP | Rabbit Poly | ELISA, FC, IF, IHC, IP, WB |
| PARK7, DJ-1 | 3 11681-1-AP | Rabbit Poly | ELISA, IF, IHC, IP, WB |
| PAWR | 20688-1-AP | Rabbit Poly | ELISA, IHC, WB |
| PAX4 | 13018-2-AP | Rabbit Poly | ELISA, IF |
| PAX4 | 21387-1-AP | Rabbit Poly | ELISA, WB |
| PAX4 | 66064-1-Ig | Mouse Mono | ELISA, WB |
| PAX4 | 66064-2-Ig | Mouse Mono | ELISA, WB |
| PAX6 | 7 12323-1-AP | Rabbit Poly | ELISA, FC, IF, IHC, IP, WB |
| PAX8 | 183 10336-1-AP | Rabbit Poly | ELISA, FC, IF, IHC, IP, WB |
| PAX8 | 60145-4-Ig | Mouse Mono | ELISA, IHC, WB |
| PAX8-Specific | 66073-1-Ig | Mouse Mono | ELISA, IHC, WB |
| PBXIP1 | 6 12102-1-AP | Rabbit Poly | ELISA, IF, IHC, IP, WB |

| Antibody Name | Cat. No. | Type | Applications |
|---------------|---------------|-------------|----------------------------|
| PCAF | 13983-1-AP | Rabbit Poly | ELISA, IHC, IP |
| PCDH1 | 13645-1-AP | Rabbit Poly | ELISA, WB |
| PCDH11X | 20070-1-AP | Rabbit Poly | ELISA, IF, IHC, WB |
| PCDH11Y | 20069-1-AP | Rabbit Poly | ELISA, WB |
| PCDH9 | 25090-1-AP | Rabbit Poly | ELISA, IHC, IP, WB |
| PCNA | 55 10205-2-AP | Rabbit Poly | ELISA, FC, IF, IHC, IP, WB |
| PCNA | 24036-1-AP | Rabbit Poly | ELISA, IF, IHC, IP, WB |
| PCNA | 5 60097-1-Ig | Mouse Mono | ELISA, FC, IF, IHC, IP, WB |
| PCNP | 11180-2-AP | Rabbit Poly | ELISA, IF, IHC, IP, WB |
| PCTAIRE1 | 10102-1-AP | Rabbit Poly | ELISA, WB |
| PCTAIRE3 | 12207-1-AP | Rabbit Poly | ELISA, WB |
| PDAP1 | 15081-1-AP | Rabbit Poly | ELISA, IF, IHC, WB |
| PDCD6IP | 5 12422-1-AP | Rabbit Poly | ELISA, IF, IP, WB |
| PD-ECGF | 2 12383-1-AP | Rabbit Poly | ELISA, IHC, WB |
| PDGFD | 2 14075-1-AP | Rabbit Poly | ELISA, IHC |
| PDGFRA | 60045-1-Ig | Mouse Mono | ELISA, WB |
| PDGFRB | 13449-1-AP | Rabbit Poly | ELISA, FC, WB |
| PD-L1/CD274 | 6 17952-1-AP | Rabbit Poly | ELISA, IF, IHC, IP, WB |
| PDLIM7 | 6 10221-1-AP | Rabbit Poly | ELISA, IF, IHC, IP, WB |
| PDLIM7 | 17080-1-AP | Rabbit Poly | ELISA, IHC, WB |
| PDS5A | 17485-1-AP | Rabbit Poly | ELISA, IF, IHC, WB |
| PDS5B | 18796-1-AP | Rabbit Poly | ELISA, WB |
| PDXK | 15309-1-AP | Rabbit Poly | ELISA, IHC, WB |
| PDZK1 | 3 10507-2-AP | Rabbit Poly | ELISA, IHC, IP, WB |
| PEG10 | 14412-1-AP | Rabbit Poly | ELISA, IF, IHC, WB |
| PELO | 10582-1-AP | Rabbit Poly | ELISA, IF, IHC, IP, WB |
| peptide YY | 24294-1-AP | Rabbit Poly | ELISA, IHC |
| PES1 | 13553-1-AP | Rabbit Poly | ELISA, IHC, WB |
| PFDN1 | 11033-2-AP | Rabbit Poly | ELISA, IHC, WB |
| PFTK1 | 21612-1-AP | Rabbit Poly | ELISA, IF, IHC, WB |

00 This number shows the amount of times our antibody has been cited in a publication.

PGBD3
→ **PPP6C**

More validation images available on our website. 

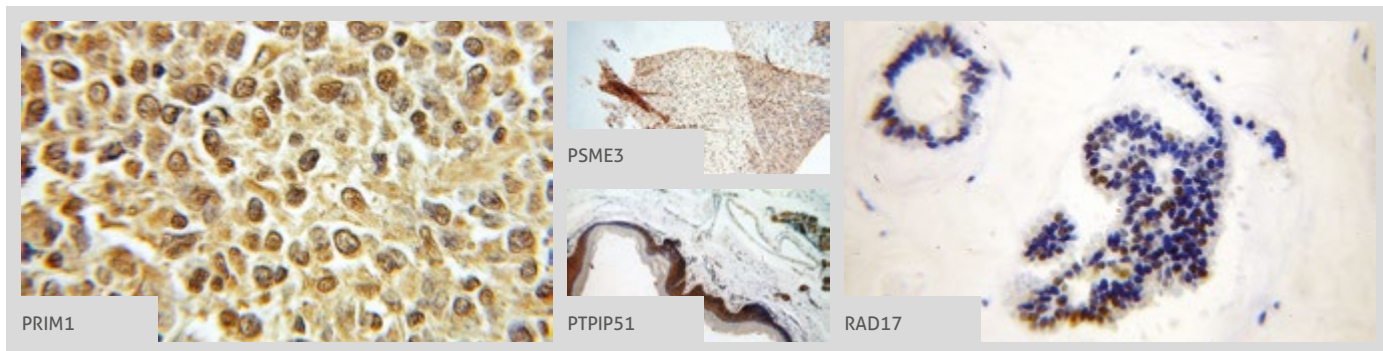


| Antibody Name | Cat. No. | Type | Applications |
|-------------------------|---|-------------|----------------------------|
| PGBD3 |  17639-1-AP | Rabbit Poly | ELISA, IHC, WB |
| phospho (403/404)-TDP43 | 66079-1-Ig | Mouse Mono | ELISA, WB |
| phospho (409/410)-TDP43 | 5 22309-1-AP | Rabbit Poly | ELISA, IF, IHC, WB |
| phospho-CHC1 (Ser12) | 14444-1-AP | Rabbit Poly | ELISA, IF, IHC, WB |
| phospho-CHC1 (Ser12) | 60089-1-Ig | Mouse Mono | ELISA, IHC, WB |
| PIGF |  10642-1-AP | Rabbit Poly | ELISA, IF, IHC, IP, WB |
| PIK3R5 | 13329-1-AP | Rabbit Poly | ELISA, IF, IHC, WB |
| PIK3R6 | 55311-1-AP | Rabbit Poly | ELISA, IHC, WB |
| PIN1 | 10495-1-AP | Rabbit Poly | ELISA, IF, IHC, IP, WB |
| PINX1 | 5 12368-1-AP | Rabbit Poly | ELISA, IF, IHC, WB |
| PKC alpha | 21991-1-AP | Rabbit Poly | ELISA, IF, IHC, IP, WB |
| PKC beta | 2 12919-1-AP | Rabbit Poly | ELISA, IHC, IP, WB |
| PKC delta | 14188-1-AP | Rabbit Poly | ELISA, IP, WB |
| PKC delta | 19132-1-AP | Rabbit Poly | ELISA, IF, IHC, IP, WB |
| PKC epsilon | 2 20877-1-AP | Rabbit Poly | ELISA, FC, IF, IHC, IP, WB |
| PKC gamma | 14364-1-AP | Rabbit Poly | ELISA, FC, IF, IHC, IP, WB |
| PKC iota | 13883-1-AP | Rabbit Poly | ELISA, IF, IHC, IP, WB |
| PKC zeta | 10860-1-AP | Rabbit Poly | ELISA, IHC, WB |
| PKMYT1 | 55098-1-AP | Rabbit Poly | ELISA, WB |
| PKN2 | 14608-1-AP | Rabbit Poly | ELISA, FC, IF, IP, WB |
| PLA2G4D | 13345-1-AP | Rabbit Poly | ELISA, IHC, WB |
| PLA2G4E | 18088-1-AP | Rabbit Poly | ELISA, IHC, WB |
| PLA2G4F | 21411-1-AP | Rabbit Poly | ELISA, IHC |
| Plasminogen |  3 16776-1-AP | Rabbit Poly | ELISA, IF, IHC, IP, WB |
| Plasminogen | 17462-1-AP | Rabbit Poly | ELISA, WB |
| Plasminogen | 18300-1-AP | Rabbit Poly | ELISA, IF, IHC, WB |
| PLK1 | 10305-1-AP | Rabbit Poly | ELISA, IHC, WB |
| phospho-PLK (S326) | 19553-1-AP | Rabbit Poly | ELISA, IHC, WB |
| PLK2 | 15956-1-AP | Rabbit Poly | ELISA, IP, WB |

| Antibody Name | Cat. No. | Type | Applications |
|-----------------|---|-------------|------------------------|
| PLK3 | 3 10977-1-AP | Rabbit Poly | ELISA, IF, IHC, WB |
| PLK4 | 3 12952-1-AP | Rabbit Poly | ELISA, IHC, WB |
| PMF1 |  11190-2-AP | Rabbit Poly | ELISA, IF, IHC, WB |
| POLA2 | 21778-1-AP | Rabbit Poly | ELISA, IF, WB |
| POLD1 | 15646-1-AP | Rabbit Poly | ELISA, IP, WB |
| POLD2 | 10288-1-AP | Rabbit Poly | ELISA, WB |
| POLD3 | 21935-1-AP | Rabbit Poly | ELISA, IF, IHC, IP, WB |
| POLE3 | 15278-1-AP | Rabbit Poly | ELISA, IF, IHC, IP, WB |
| POLG2 | 10997-2-AP | Rabbit Poly | ELISA, IF, IHC, WB |
| POLI | 3 13635-1-AP | Rabbit Poly | ELISA, IHC, IP, WB |
| POLK | 14455-1-AP | Rabbit Poly | ELISA, IHC, WB |
| POLM | 14873-1-AP | Rabbit Poly | ELISA, IHC, WB |
| POU3F3-Specific | 18999-1-AP | Rabbit Poly | ELISA, IHC, WB |
| PPAR gamma | 23 16643-1-AP | Rabbit Poly | ELISA, IF, IHC, IP, WB |
| PPAR gamma |  22061-1-AP | Rabbit Poly | ELISA, IF, IHC, WB |
| PPAR gamma | 60127-1-Ig | Mouse Mono | ELISA, IHC, WB |
| PPARA | 13 15540-1-AP | Rabbit Poly | ELISA, IHC, IP, WB |
| PPARD | 10156-2-AP | Rabbit Poly | ELISA, IHC, WB |
| PPARD | 60193-1-Ig | Mouse Mono | ELISA, WB |
| PPBP,NAP2 | 13313-1-AP | Rabbit Poly | ELISA, IHC, WB |
| PPP1CB | 3 10140-2-AP | Rabbit Poly | ELISA, IF, IHC, IP, WB |
| PPP1CB | 55136-1-AP | Rabbit Poly | ELISA, IF, WB |
| PPP1CC |  2 11082-1-AP | Rabbit Poly | ELISA, IF, IHC, IP, WB |
| PPP1CC | 55150-1-AP | Rabbit Poly | ELISA, IF, IHC, IP, WB |
| PPP1R13L | 18590-1-AP | Rabbit Poly | ELISA, IF, IHC, IP, WB |
| PPP1R13L | 51141-1-AP | Rabbit Poly | ELISA, IHC, WB |
| PPP1R8 | 16115-1-AP | Rabbit Poly | ELISA, IF, IHC, WB |
| PPP1R9A | 18801-1-AP | Rabbit Poly | ELISA, IF, WB |
| PPP1R9B | 55129-1-AP | Rabbit Poly | ELISA, IHC, IP, WB |
| PPP2R3B | 24502-1-AP | Rabbit Poly | ELISA, WB |
| PPP6C | 15852-1-AP | Rabbit Poly | ELISA, IP, WB |

00 This number shows the amount of times our antibody has been cited in a publication.

More validation images available on our website.



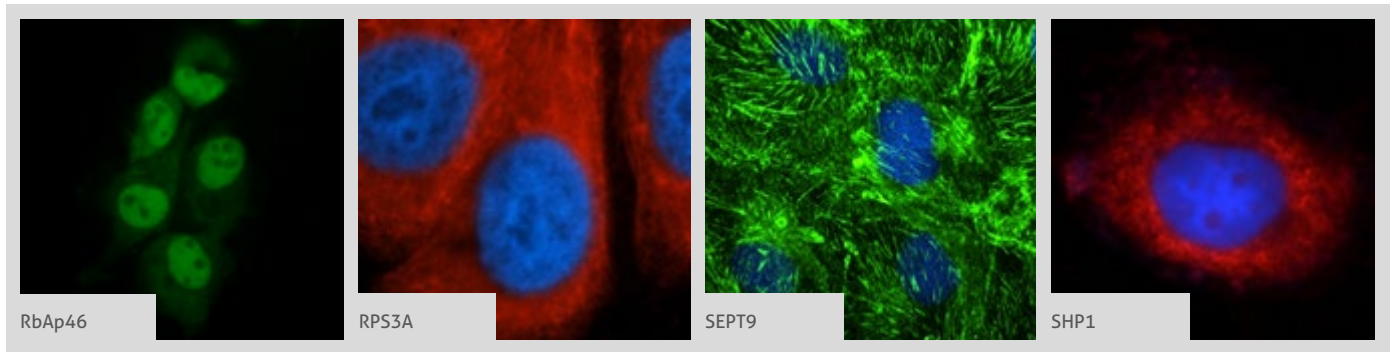
| Antibody Name | Cat. No. | Type | Applications |
|-------------------|---------------|-------------|--------------------------------|
| PRAME | 11438-1-AP | Rabbit Poly | ELISA, IP, WB |
| PRC1 | 10110-2-AP | Rabbit Poly | ELISA, WB |
| PRC1 | 15617-1-AP | Rabbit Poly | ELISA, IF, IHC, IP, WB |
| PRDM4 | 13792-1-AP | Rabbit Poly | ELISA, WB |
| PRDX1 | 5 15816-1-AP | Rabbit Poly | ELISA, FC, IF, IHC, IP, WB |
| PRDX1 | 20568-1-AP | Rabbit Poly | ELISA, IF, WB |
| PRIM1 | 10773-1-AP | Rabbit Poly | ELISA, IF, IHC, IP, WB |
| PRIM2 | 11788-1-AP | Rabbit Poly | ELISA, WB |
| PRKACA | 55388-1-AP | Rabbit Poly | ELISA, IHC, IP, WB |
| PRKACB | 12232-1-AP | Rabbit Poly | ELISA, IF, IHC, IP, WB |
| PRKACB | 55382-1-AP | Rabbit Poly | ELISA, IHC, WB |
| PRKD2 | 11623-1-AP | Rabbit Poly | ELISA, IHC, IP, WB |
| PRKX | 16651-1-AP | Rabbit Poly | ELISA, WB |
| PRMT5 | 18436-1-AP | Rabbit Poly | ELISA, IHC, WB |
| Prohibitin | 6 10787-1-AP | Rabbit Poly | ELISA, IF, IHC, WB |
| Prohibitin | 60092-1-Ig | Mouse Mono | ELISA, IF, IHC, WB |
| Prohibitin 2 | 5 12295-1-AP | Rabbit Poly | ELISA, IF, IHC, IP, WB |
| PROK2 | 24906-1-AP | Rabbit Poly | ELISA, IHC |
| Prothymosin alpha | 10480-1-AP | Rabbit Poly | ELISA, IHC |
| PROX1 | 4 11067-2-AP | Rabbit Poly | ChIP, ELISA, FC, IF, IHC, WB |
| PROX1 | 19554-1-AP | Rabbit Poly | ELISA, WB |
| PROX1 | 8 51043-1-AP | Rabbit Poly | ChIP, CoIP, ELISA, IF, IHC, WB |
| PRR5 | 17948-1-AP | Rabbit Poly | ELISA, IF, IHC, IP, WB |
| PSF2 | 3 16247-1-AP | Rabbit Poly | ELISA, IF, WB |
| PSMD7 | 16034-1-AP | Rabbit Poly | ELISA, FC, IF, IP, WB |
| PSME3 | 14907-1-AP | Rabbit Poly | ELISA, IF, IHC, IP, WB |
| PSME4 | 18799-1-AP | Rabbit Poly | ELISA, IF, IP, WB |
| PTCH1 | 10 17520-1-AP | Rabbit Poly | ELISA, IHC, WB |
| PTEN | 9 22034-1-AP | Rabbit Poly | ELISA, IF, IHC, WB |
| PTEN | 5 60300-1-Ig | Mouse Mono | ELISA, IF, IHC, WB |

| Antibody Name | Cat. No. | Type | Applications |
|---------------|---------------|-------------|------------------------|
| PTGES | 10596-1-AP | Rabbit Poly | ELISA |
| PTHLH | 10817-1-AP | Rabbit Poly | ELISA, WB |
| PTMS | 12106-1-AP | Rabbit Poly | ELISA, IF, WB |
| PTN | 2 10821-1-AP | Rabbit Poly | ELISA, IHC, WB |
| PTP4A1/PRL1 | 3 11508-1-AP | Rabbit Poly | ELISA, IHC, WB |
| PTPIP51 | 20641-1-AP | Rabbit Poly | ELISA, IF, IHC, IP, WB |
| PTPRA | 13079-1-AP | Rabbit Poly | ELISA, IHC, IP, WB |
| PTPRE | 13922-1-AP | Rabbit Poly | ELISA, IHC, WB |
| PUM2 | 11586-1-AP | Rabbit Poly | ELISA, WB |
| PYK2 | 10044-2-AP | Rabbit Poly | ELISA, IHC, WB |
| PYK2 | 17592-1-AP | Rabbit Poly | ELISA, IHC, IP, WB |
| QSOX1 | 8 12713-1-AP | Rabbit Poly | ELISA, IHC, IP, WB |
| RACGAP1 | 13739-1-AP | Rabbit Poly | ELISA, IF, IHC, IP, WB |
| RACGAP1 | 66056-1-Ig | Mouse Mono | ELISA, IF, IHC, WB |
| RACK1 | 10076-1-AP | Rabbit Poly | ELISA, IF, IHC, WB |
| RAD1 | 11726-2-AP | Rabbit Poly | ELISA, IF, IHC, IP, WB |
| RAD17 | 13358-1-AP | Rabbit Poly | ELISA, IF, IHC, WB |
| RAD9A | 13035-1-AP | Rabbit Poly | ELISA, IF, WB |
| RAF1 | 12388-1-AP | Rabbit Poly | ELISA, IHC |
| RALA | 13629-1-AP | Rabbit Poly | ELISA, WB |
| RALB | 12340-1-AP | Rabbit Poly | ELISA, IHC, WB |
| RAN | 10469-1-AP | Rabbit Poly | ELISA, IF, IHC, IP, WB |
| RAP1B | 4 10840-1-AP | Rabbit Poly | ELISA, WB |
| RARB | 14013-1-AP | Rabbit Poly | ELISA, IF, IHC |
| RARG | 2 11424-1-AP | Rabbit Poly | ChIP, ELISA, IP, WB |
| RARRES3 | 12065-1-AP | Rabbit Poly | ELISA, IHC, WB |
| RASGRF1 | 3 12958-1-AP | Rabbit Poly | ELISA, IP, WB |
| RASSF4 | 19118-1-AP | Rabbit Poly | ELISA, IHC, WB |
| Rb | 5 17218-1-AP | Rabbit Poly | ELISA, WB |
| RB1 | 15 10048-2-Ig | Rabbit Poly | ELISA, IHC, IP, WB |
| RB1CC1 | 14 10043-2-AP | Rabbit Poly | ELISA, IF, IHC, IP, WB |


00 This number shows the amount of times our antibody has been cited in a publication.

RB1CC1
→ S100A11

More validation images available on our website. 



| Antibody Name | Cat. No. | Type | Applications |
|---------------|--|-------------|------------------------|
| RB1CC1 | 10069-1-AP | Rabbit Poly | ELISA, IF, IHC, WB |
| RB1CC1 | 8 17250-1-AP | Rabbit Poly | ELISA, IF, IHC, IP, WB |
| RB1CC1 | 21269-1-AP | Rabbit Poly | ELISA, WB |
| RbAp46 |  20365-1-AP | Rabbit Poly | ELISA, IF, IHC, IP, WB |
| RBAP48 | 14557-1-AP | Rabbit Poly | ELISA, IF, IHC, WB |
| RBAP48 | 20364-1-AP | Rabbit Poly | ELISA, IF, IHC, IP, WB |
| RBAP48 | 66060-1-Ig | Mouse Mono | ELISA, FC, IHC, WB |
| RBBP8 | 12624-1-AP | Rabbit Poly | ELISA, WB |
| RBL2 | 12685-1-AP | Rabbit Poly | ELISA |
| RBM14 | 10196-1-AP | Rabbit Poly | ELISA, WB |
| RBMS1 | 11061-2-AP | Rabbit Poly | ELISA, IF, IP, WB |
| RCAS1 | 12255-1-AP | Rabbit Poly | ELISA, IF, IHC, IP, WB |
| RCAS1 | 66170-1-Ig | Mouse Mono | ELISA, IHC, WB |
| RCBTB1 | 55255-1-AP | Rabbit Poly | ELISA, WB |
| RCC1 | 10697-1-AP | Rabbit Poly | ELISA, IHC, WB |
| RCC1 | 22142-1-AP | Rabbit Poly | ELISA, IF, IHC, IP, WB |
| RCC1 | 22335-1-AP | Rabbit Poly | ELISA, IF, IHC, IP, WB |
| REC8 | 5 10793-1-AP | Rabbit Poly | ELISA, IF, WB |
| RELB | 25027-1-AP | Rabbit Poly | ELISA, IF, IHC, IP, WB |
| Renin | 14291-1-AP | Rabbit Poly | ELISA, IF, IHC, WB |
| RERG | 10687-1-AP | Rabbit Poly | ELISA, IHC, WB |
| RFC2 | 2 10410-1-AP | Rabbit Poly | ELISA, IF, WB |
| RFC3 | 11814-1-AP | Rabbit Poly | ELISA, IF, WB |
| RFC4 | 10806-1-AP | Rabbit Poly | ELISA, FC, IF, WB |
| RFC5 | 10385-1-AP | Rabbit Poly | ELISA, WB |
| RFP2 | 22021-1-AP | Rabbit Poly | ELISA, IHC, IP, WB |
| RGS14 | 16258-1-AP | Rabbit Poly | ELISA, IP, WB |
| RGS2 | 2 10678-1-AP | Rabbit Poly | ELISA, IF, IHC, WB |
| RHEB | 2 15924-1-AP | Rabbit Poly | ELISA, IHC, WB |
| RHOA | 22 10749-1-AP | Rabbit Poly | ELISA, IF, IHC, WB |
| RINT1 | 14567-1-AP | Rabbit Poly | ELISA, IF, IHC, WB |

| Antibody Name | Cat. No. | Type | Applications |
|----------------|---|-------------|--|
| RIOK3 | 13593-1-AP | Rabbit Poly | ELISA, IF, IHC, IP, WB |
| RMI1 | 2 14630-1-AP | Rabbit Poly | ELISA, IHC, IP, WB |
| RNASEH2A | 16132-1-AP | Rabbit Poly | ELISA, IHC, IP, WB |
| RNF151 | 24708-1-AP | Rabbit Poly | ELISA, IHC, WB |
| RNF17 | 24302-1-AP | Rabbit Poly | ELISA, IHC, IP, WB |
| ROBO1-Specific | 2 20219-1-AP | Rabbit Poly | ELISA, IP, WB |
| ROBO3 | 11982-1-AP | Rabbit Poly | ELISA, IHC, WB |
| ROBO3-Specific | 20220-1-AP | Rabbit Poly | ELISA, IHC, WB |
| ROBO4-Specific | 20221-1-AP | Rabbit Poly | ELISA, WB |
| ROGDI | 2 17047-1-AP | Rabbit Poly | ELISA, IF, IHC, IP, WB |
| RON, MST1R | 11053-1-AP | Rabbit Poly | ELISA, WB |
| RORC | 13205-1-AP | Rabbit Poly | ELISA, WB |
| RPA1 | 12448-1-AP | Rabbit Poly | ELISA, WB |
| RPA2 | 10412-1-AP | Rabbit Poly | ELISA, IF, IHC, IP, WB |
| RPA3 | 10692-1-AP | Rabbit Poly | ELISA |
| RPS21 | 16946-1-AP | Rabbit Poly | ELISA, IF, WB |
| RPS27 | 15355-1-AP | Rabbit Poly | ELISA, IF, IHC, IP, WB |
| RPS3A |  14123-1-AP | Rabbit Poly | ELISA, FC, IF, IHC, IP, WB |
| RPS6KL1 | 24757-1-AP | Rabbit Poly | ELISA, IHC, WB |
| RRAS | 11647-1-AP | Rabbit Poly | ELISA, IHC, IP, WB |
| RRM1 | 31 10526-1-AP | Rabbit Poly | ELISA, FC, IF, IHC, IP, WB |
| RRM1 | 60073-2-Ig | Mouse Mono | ELISA, IF, IHC, IP, WB |
| RRM1-Specific | 19686-1-AP | Rabbit Poly | ELISA, IF, WB |
| RRM2 | 11661-1-AP | Rabbit Poly | ELISA, IHC, IP, WB |
| RUVBL1 | 16 10210-2-AP | Rabbit Poly | ChIP, ELISA, IF, IHC, IP, Pull-down, RIP, WB |
| RUVBL1 | 60032-1-Ig | Mouse Mono | ELISA, IF, IHC, WB |
| RXRA | 2 21218-1-AP | Rabbit Poly | ELISA, IF, IHC, IP, WB |
| RXRA | 60198-1-Ig | Mouse Mono | ELISA, WB |
| RXRA | 60198-1-Ig | Mouse Mono | ELISA, WB |
| S100A11 | 22 10237-1-AP | Rabbit Poly | ColP, ELISA, FC, IF, IHC, IP, WB |

00 This number shows the amount of times our antibody has been cited in a publication.

S100A11
SMCS ←

| Antibody Name | Cat. No. | Type | Applications |
|----------------|---------------------|-------------|---|
| S100A11 | 3 60024-1-Ig | Mouse Mono | Antibody Neutralization, ELISA, IHC, WB |
| S100A13 | 14987-1-AP | Rabbit Poly | ELISA, IF, IHC, WB |
| S100A6 | 7 10245-1-AP | Rabbit Poly | ELISA, FC, IF, IHC, IP, WB |
| S100A6 | 66098-1-Ig | Mouse Mono | ELISA, IF, IHC, WB |
| S100B | 3 15146-1-AP | Rabbit Poly | ELISA, IF, IHC, WB |
| S1PR1/EDG1 | 2 55133-1-AP | Rabbit Poly | ELISA, IHC, IP, WB |
| Sam68 | 2 10222-1-AP | Rabbit Poly | ELISA, FC, IF, IHC, IP, WB |
| SASS6 | 21377-1-AP | Rabbit Poly | ELISA, IHC, IP, WB |
| SCC4 | 24770-1-AP | Rabbit Poly | ELISA, WB |
| SCIN | 11579-1-AP | Rabbit Poly | ELISA, IF, IHC, IP, WB |
| SCP3 | 23024-1-AP | Rabbit Poly | ELISA, IF, IP, WB |
| Securin/PTTG1 | 18040-1-AP | Rabbit Poly | ELISA, IF |
| Seladin 1 | 3 10471-1-AP | Rabbit Poly | ELISA, IHC, WB |
| SEMA3D | 13029-1-AP | Rabbit Poly | ELISA, WB |
| SEMA4A | 12288-2-AP | Rabbit Poly | ELISA, WB |
| SEMA4B | 16934-1-AP | Rabbit Poly | ELISA, IF, IP, WB |
| SEMA4F | 12474-1-AP | Rabbit Poly | ELISA, IP, WB |
| SENP5-Specific | 19529-1-AP | Rabbit Poly | ELISA, IHC, IP, WB |
| SEPT1 | 11370-1-AP | Rabbit Poly | ELISA, WB |
| SEPT10 | 12420-1-AP | Rabbit Poly | ELISA, IHC, WB |
| SEPT11 | 14672-1-AP | Rabbit Poly | ELISA, IF, IHC, IP, WB |
| SEPT14 | 24590-1-AP | Rabbit Poly | ELISA, WB |
| SEPT2 | 6 11397-1-AP | Rabbit Poly | ELISA, FC, IF, IHC, IP, WB |
| SEPT2 | 3 60075-1-Ig | Mouse Mono | ELISA, IF, IHC, WB |
| SEPT4 | 12476-1-AP | Rabbit Poly | ELISA, IP, WB |
| SEPT5 | 11631-1-AP | Rabbit Poly | ELISA, IF, IHC, IP, WB |
| SEPT6 | 3 12805-1-AP | Rabbit Poly | ELISA, IF, IHC, IP, WB |
| SEPT7 | 6 13818-1-AP | Rabbit Poly | ELISA, IF, IHC, WB |
| SEPT8 | 2 11769-1-AP | Rabbit Poly | ELISA, IF, IHC, IP, WB |
| SEPT8 | 66188-1-Ig | Mouse Mono | ELISA, WB |
| SEPT9 | 4 10769-1-AP | Rabbit Poly | ELISA, FC, IF, IHC, IP, WB |
| SERPINE2 | 11303-1-AP | Rabbit Poly | ELISA, IHC, IP, WB |
| SESN1 | 21668-1-AP | Rabbit Poly | ELISA, WB |
| SESN1 | 55010-1-AP | Rabbit Poly | ELISA, IP, WB |
| SET | 3 55201-1-AP | Rabbit Poly | ELISA, IHC, WB |
| SETD8 | 14063-1-AP | Rabbit Poly | ELISA, WB |
| SFRP2 | 2 12189-1-AP | Rabbit Poly | ELISA, IHC, WB |

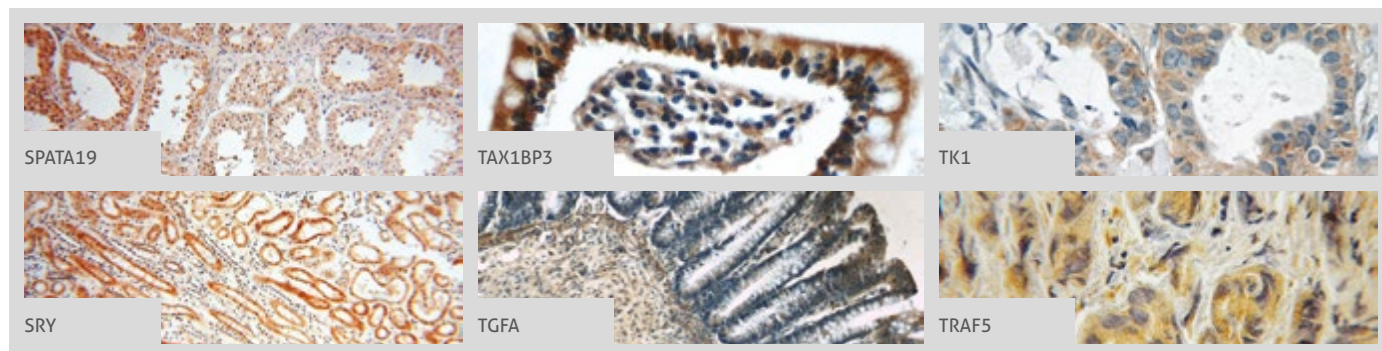
| Antibody Name | Cat. No. | Type | Applications |
|----------------|----------------------|-------------|----------------------------|
| SFRP4 | 15328-1-AP | Rabbit Poly | ELISA, IHC, IP, WB |
| SGOL1 | 2 16977-1-AP | Rabbit Poly | ELISA, IHC, WB |
| SGSM3 | 20825-1-AP | Rabbit Poly | ELISA, IF, IHC, IP, WB |
| SH2D2A | 18539-1-AP | Rabbit Poly | ELISA, FC, IHC, WB |
| SH3BP4 | 17691-1-AP | Rabbit Poly | ELISA, IF, IP, WB |
| SHC3 | 12436-1-AP | Rabbit Poly | ELISA, IHC, IP, WB |
| SHH | 3 20697-1-AP | Rabbit Poly | ELISA, FC, IF, IHC, IP, WB |
| SHP1 | 2 24546-1-AP | Rabbit Poly | ELISA, IF, IHC, IP, WB |
| SHP2 | 3 20145-1-AP | Rabbit Poly | ELISA, IF, IHC, IP, WB |
| SIAH1 | 13886-1-AP | Rabbit Poly | ELISA, WB |
| SIK1 | 4 51045-1-AP | Rabbit Poly | ELISA, IF, IHC, WB |
| SIM2 | 21069-1-AP | Rabbit Poly | ELISA, IP, WB |
| SIPA1 | 12691-1-AP | Rabbit Poly | ELISA, WB |
| SIRP gamma | 11857-1-AP | Rabbit Poly | ELISA, WB |
| SIRT1 | 21 13161-1-AP | Rabbit Poly | ELISA, IF, IHC, IP, WB |
| SIRT1 | 60303-1-Ig | Mouse Mono | ELISA, IF, IHC, IP, WB |
| SIRT2 | 15345-1-AP | Rabbit Poly | ELISA, IHC, IP, WB |
| SIRT2 | 19655-1-AP | Rabbit Poly | ELISA, IF, IHC, IP, WB |
| SKAP2 | 7 12926-1-AP | Rabbit Poly | ELISA, IF, IHC, IP, WB |
| SKAP55 | 14724-1-AP | Rabbit Poly | ELISA, IHC, WB |
| SKAP55 | 19247-1-AP | Rabbit Poly | ELISA, IHC, WB |
| SKIL | 19218-1-AP | Rabbit Poly | ELISA, IP, WB |
| SKP2 | 4 15010-1-AP | Rabbit Poly | ELISA, IF, IHC, IP, WB |
| SLAM/CD150 | 10949-2-AP | Rabbit Poly | ELISA, WB |
| SLAM/CD150 | 60043-1-Ig | Mouse Mono | ELISA, WB |
| SLAMF7 | 12905-1-AP | Rabbit Poly | ELISA, WB |
| SLC7A5 | 13752-1-AP | Rabbit Poly | ELISA, IHC, WB |
| SLD5 | 13315-1-AP | Rabbit Poly | ELISA, WB |
| SLIT2-Specific | 20217-1-AP | Rabbit Poly | ELISA, FC, IF, IHC, IP, WB |
| SMAD1 | 10429-1-AP | Rabbit Poly | ELISA, IF, IP, WB |
| SMAD2 | 14 12570-1-AP | Rabbit Poly | ELISA, IF, IHC, IP, WB |
| SMAD3 | 5 25494-1-AP | Rabbit Poly | ELISA, IF, IHC, WB |
| SMAD4 | 3 10231-1-AP | Rabbit Poly | ELISA, IHC, IP, WB |
| SMAD4 | 51069-2-AP | Rabbit Poly | ELISA, IF, IHC, WB |
| SMAD4 | 51144-1-AP | Rabbit Poly | ELISA, IHC, WB |
| SMARCB1 | 20654-1-AP | Rabbit Poly | ELISA, IHC, IP, WB |
| SMC1A | 21695-1-AP | Rabbit Poly | ELISA, WB |
| SMC3 | 14185-1-AP | Rabbit Poly | ELISA, IF, WB |
| SMC5 | 14178-1-AP | Rabbit Poly | ELISA, IF, WB |

SMEK2
 → TBX5

| Antibody Name | Cat. No. | Type | Applications |
|-----------------------|--|-------------|----------------------------|
| SMEK2 | 20348-1-AP | Rabbit Poly | ELISA, IF, IHC, WB |
| SMURF1 | 55175-1-AP | Rabbit Poly | ELISA, IHC, WB |
| SMYD1-Specific | 16151-1-AP | Rabbit Poly | ELISA, IHC, IP, WB |
| SNX18 | 21946-1-AP | Rabbit Poly | ELISA, WB |
| SNX9 | 3 15721-1-AP | Rabbit Poly | ELISA, IF, IHC, IP, WB |
| SOD2 | 9 24127-1-AP | Rabbit Poly | ELISA, IF, IHC, IP, WB |
| Somatostatin-Specific | 17512-1-AP | Rabbit Poly | ELISA, IHC, WB |
| SOX10 | 10422-1-AP | Rabbit Poly | ELISA, WB |
| SOX17 | 24903-1-AP | Rabbit Poly | ELISA, WB |
| SOX8 | 20627-1-AP | Rabbit Poly | ELISA, IHC, WB |
| SP1 | 11 21962-1-AP | Rabbit Poly | ELISA, IF, IHC, IP, WB |
| SP2 | 25000-1-AP | Rabbit Poly | ELISA, WB |
| SPAG5 | 3 14726-1-AP | Rabbit Poly | ELISA, IF, IHC, IP, WB |
| Spartin, SPG20 | 9 13791-1-AP | Rabbit Poly | ELISA, FC, IF, IHC, IP, WB |
| SPAST | 22792-1-AP | Rabbit Poly | ELISA, WB |
| SPATA19 |  16656-1-AP | Rabbit Poly | ELISA, IHC, WB |
| SPATA2 | 11000-1-AP | Rabbit Poly | ELISA, IHC, WB |
| SPATA6 | 11849-1-AP | Rabbit Poly | ELISA, IHC, IP, WB |
| SPHK1 | 3 10670-1-AP | Rabbit Poly | ELISA, IF, IHC, WB |
| phospho-SPHK1 (S225) | 19561-1-AP | Rabbit Poly | ELISA, WB |
| SPHK2 | 17096-1-AP | Rabbit Poly | ELISA, IHC, IP, WB |
| SPIN1 | 2 12105-1-AP | Rabbit Poly | ELISA, IF, IHC, IP, WB |
| SPIN1-Specific | 19531-1-AP | Rabbit Poly | ELISA, IF, IHC, WB |
| SPIN2B | 10107-2-AP | Rabbit Poly | ELISA, IHC, WB |
| SPIRE2 | 17757-1-AP | Rabbit Poly | ELISA, IHC, IP, WB |
| SPOCK1 | 12512-1-AP | Rabbit Poly | ELISA, IHC, WB |
| SPZ1 | 18931-1-AP | Rabbit Poly | ELISA, IF, IHC, WB |
| SRA1 | 18699-1-AP | Rabbit Poly | ELISA, IF, WB |
| SRA1 | 4 24655-1-AP | Rabbit Poly | ELISA, FC, IF, IHC, WB |
| SRC | 9 11097-1-AP | Rabbit Poly | ELISA, FC, IF, IHC, IP, WB |
| SRGAP1 | 13252-1-AP | Rabbit Poly | ELISA, IHC, IP, WB |
| SRGAP2 | 22519-1-AP | Rabbit Poly | ELISA, IHC, IP, WB |
| SRGAP3 | 12823-1-AP | Rabbit Poly | ELISA, IHC, IP, WB |
| SRGAP3-Specific | 20224-1-AP | Rabbit Poly | ELISA, IF, IHC, IP, WB |
| SRPK1 | 14073-1-AP | Rabbit Poly | ELISA, FC, IF, IHC, IP, WB |
| SRY |  17930-1-AP | Rabbit Poly | ELISA, IHC, WB |
| SSBP1 | 2 12212-1-AP | Rabbit Poly | ChIP, ELISA, WB |
| SSRP1 | 15696-1-AP | Rabbit Poly | ELISA, IF, IHC, IP, WB |

| Antibody Name | Cat. No. | Type | Applications |
|-------------------|--|-------------|------------------------|
| SSSCA1 | 12273-1-AP | Rabbit Poly | ELISA, IF, IP, WB |
| SSTR1 | 20587-1-AP | Rabbit Poly | ELISA, FC, WB |
| SSTR5 | 51029-2-AP | Rabbit Poly | ELISA, WB |
| STAG1 | 14015-1-AP | Rabbit Poly | ELISA, IF, WB |
| STAG2 | 19837-1-AP | Rabbit Poly | ELISA, IF, IHC, WB |
| STAMBP | 2 11346-1-AP | Rabbit Poly | ELISA, IHC, WB |
| STAT4 | 13028-1-AP | Rabbit Poly | ELISA, WB |
| STAT4 | 51070-2-AP | Rabbit Poly | ELISA, IF, IHC, WB |
| STAT6 | 10257-1-AP | Rabbit Poly | ELISA, IHC, WB |
| STAT6 | 51073-1-AP | Rabbit Poly | ELISA, IHC, WB |
| Stathmin | 5 11157-1-AP | Rabbit Poly | ELISA, IF, IHC, WB |
| Stathmin | 66090-1-Ig | Mouse Mono | ELISA, IF, IHC, WB |
| STEAP3 | 17186-1-AP | Rabbit Poly | ELISA, IF, IHC, IP, WB |
| STRBP | 17362-1-AP | Rabbit Poly | ELISA, IP, WB |
| STRN | 21624-1-AP | Rabbit Poly | ELISA, IF, IP, WB |
| SUPT16H | 20551-1-AP | Rabbit Poly | ELISA, IHC, IP, WB |
| SURVIVIN | 14 10508-1-AP | Rabbit Poly | ELISA, IF, IHC, IP, WB |
| SURVIVIN-Specific | 19119-1-AP | Rabbit Poly | ELISA, IF, IHC |
| SUV39H1 | 10574-1-AP | Rabbit Poly | ELISA, IP, WB |
| SUV39H2 | 11338-1-AP | Rabbit Poly | ELISA, WB |
| SYCE1 | 11063-1-AP | Rabbit Poly | ELISA, IF, IHC, IP, WB |
| SYCE1 | 17406-1-AP | Rabbit Poly | ELISA, IHC, WB |
| SYK | 14858-1-AP | Rabbit Poly | ELISA, IHC |
| SYK | 22206-1-AP | Rabbit Poly | ELISA, IHC, IP, WB |
| Syndecan-3 | 3 10886-1-AP | Rabbit Poly | ELISA, IF, IHC, IP, WB |
| Syntaxin 2 | 55033-1-AP | Rabbit Poly | ELISA, IF, WB |
| TACC1 | 13862-1-AP | Rabbit Poly | ELISA, IF, WB |
| TACC2 | 11407-1-AP | Rabbit Poly | ELISA, IF, IHC, WB |
| TAF1L | 55170-1-AP | Rabbit Poly | ELISA, WB |
| TAF1-Specific | 20260-1-AP | Rabbit Poly | ELISA, IHC, WB |
| TAL1 | 55317-1-AP | Rabbit Poly | ELISA, IP, WB |
| TARA | 16124-1-AP | Rabbit Poly | ELISA, IF, WB |
| TAX1BP3 |  11692-1-AP | Rabbit Poly | ELISA, IHC, WB |
| TAZ | 2 23306-1-AP | Rabbit Poly | ELISA, IHC, IP, WB |
| TBCB | 15782-1-AP | Rabbit Poly | ELISA, IF, IP, WB |
| TBRG1 | 13346-1-AP | Rabbit Poly | ELISA, WB |
| TBRG1 | 18951-1-AP | Rabbit Poly | ELISA, WB |
| TBX21,T-bet | 3 13700-1-AP | Rabbit Poly | ELISA, IP, WB |
| TBX5 | 13178-1-AP | Rabbit Poly | ELISA, IF, WB |

More validation images available on our website.



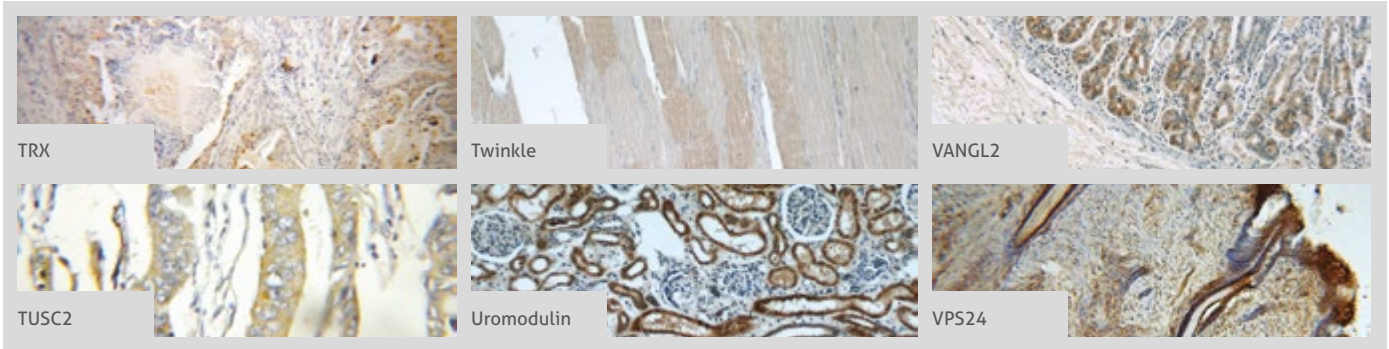
| Antibody Name | Cat. No. | Type | Applications |
|---------------------|----------------|-------------|---|
| TCF7L2 | 3 13838-1-AP | Rabbit Poly | ELISA, IP, WB |
| TCP11 | 14606-1-AP | Rabbit Poly | ELISA, WB |
| TDP-43 | 757 10782-2-AP | Rabbit Poly | ChIP, CoIP, ELISA, FC, IF, IHC, IP, RIP, WB |
| TDP-43 | 50 12892-1-AP | Rabbit Poly | ELISA, IF, IHC, IP, WB |
| TDP-43 | 18280-1-AP | Rabbit Poly | ELISA, FC, IF, IHC, IP, WB |
| TDP-43 | 36 60019-2-Ig | Mouse Mono | ELISA, FC, IF, IHC, IP, WB |
| TERF1 | 11899-1-AP | Rabbit Poly | ELISA, IHC, IP, WB |
| TESC | 2 11125-1-AP | Rabbit Poly | ELISA, IHC, WB |
| TET2 | 5 21207-1-AP | Rabbit Poly | ELISA, IF, IHC, IP, WB |
| TEX14 | 18351-1-AP | Rabbit Poly | ELISA, IHC, IP, WB |
| TFAP2C | 14572-1-AP | Rabbit Poly | ELISA, FC, IF, IHC, IP, WB |
| TFDP1 | 11043-1-AP | Rabbit Poly | ELISA, IHC |
| TFDP2 | 11500-1-AP | Rabbit Poly | ELISA, IP, WB |
| TGF-beta 1 | 25 18978-1-AP | Rabbit Poly | ELISA, IF, IHC, WB |
| TGFA | 22308-1-AP | Rabbit Poly | ELISA, IF, IHC, WB |
| TGF-beta 2-Specific | 3 19999-1-AP | Rabbit Poly | ELISA, IF, IHC, WB |
| TGF-beta 3 | 3 18942-1-AP | Rabbit Poly | ELISA, IHC, WB |
| TGFBI/BIGH3 | 29 10188-1-AP | Rabbit Poly | ELISA, FC, IF, IHC, IP, WB |
| TGFBI/BIGH3 | 4 60007-1-Ig | Mouse Mono | ELISA, IHC, IP, WB |
| THAP1 | 6 12584-1-AP | Rabbit Poly | ELISA, IHC, WB |
| THOC5 | 14862-1-AP | Rabbit Poly | ELISA, FC, IF, IHC, IP, WB |
| TID1 | 11088-1-AP | Rabbit Poly | ELISA, IHC, IP, WB |
| TIMELESS | 14421-1-AP | Rabbit Poly | ELISA, IHC, IP, WB |
| TIMP-2 | 3 17353-1-AP | Rabbit Poly | ELISA, IF, IHC, WB |
| TIPIN | 11972-2-AP | Rabbit Poly | ELISA, WB |
| TK1 | 15691-1-AP | Rabbit Poly | ELISA, IF, IHC, IP, WB |
| TLK1 | 13564-1-AP | Rabbit Poly | ELISA, IF, WB |
| TLK2 | 13979-1-AP | Rabbit Poly | ELISA, IF, WB |
| TMEM176B | 19825-1-AP | Rabbit Poly | ELISA, IP, WB |


| Antibody Name | Cat. No. | Type | Applications |
|------------------|---------------|-------------|----------------------------|
| TNF alpha | 12 60291-1-Ig | Mouse Mono | ELISA, IHC, WB |
| TNFAIP1 | 15320-1-AP | Rabbit Poly | ELISA, IF, IHC, WB |
| TNF-alpha | 12 17590-1-AP | Rabbit Poly | ELISA, IHC, WB |
| TNFSF12 | 12537-1-AP | Rabbit Poly | ELISA |
| TNFSF13B | 11862-1-AP | Rabbit Poly | ELISA, WB |
| TNKS | 18030-1-AP | Rabbit Poly | ELISA, IF, IP, WB |
| TNS3 | 20053-1-AP | Rabbit Poly | ELISA, WB |
| TOB1 | 14915-1-AP | Rabbit Poly | ELISA, IF, IHC, IP, WB |
| TOP1 | 2 20705-1-AP | Rabbit Poly | ELISA, IHC, IP, WB |
| TOP2A | 3 24641-1-AP | Rabbit Poly | ELISA, IF, IHC, IP, WB |
| TOP2A-Specific | 5 20233-1-AP | Rabbit Poly | ELISA, IF, IHC, IP, WB |
| TP53 | 21891-1-AP | Rabbit Poly | ELISA, IF, IHC, IP, WB |
| TPX2 | 11741-1-AP | Rabbit Poly | ELISA, IF, IHC, IP, WB |
| TRAF3 | 18099-1-AP | Rabbit Poly | ELISA, FC, IP, WB |
| TRAF5 | 12868-1-AP | Rabbit Poly | ELISA, IHC, WB |
| TRAIP | 10332-1-AP | Rabbit Poly | ELISA, IF, IHC, WB |
| TRAPPC2 | 12484-1-AP | Rabbit Poly | ELISA, IP, WB |
| TRAPPC9 | 2 16014-1-AP | Rabbit Poly | ELISA, IF, IHC, IP, WB |
| Trappc9, NIBP | 20176-1-AP | Rabbit Poly | ELISA, WB |
| Trappc9, NIBP | 20287-1-AP | Rabbit Poly | ELISA, WB |
| TRAPPC9, NIBP | 66131-1-Ig | Mouse Mono | ELISA, IHC, WB |
| TRAPPC9/NIBP | 19549-1-AP | Rabbit Poly | ELISA, IHC, WB |
| Trefoil Factor 1 | 2 13734-1-AP | Rabbit Poly | ELISA, IF, IHC, WB |
| TREX1 | 24876-1-AP | Rabbit Poly | ELISA, IP, WB |
| TRIM24 | 8 14208-1-AP | Rabbit Poly | ELISA, IF, IHC, IP, WB |
| TRIM27 | 2 12205-1-AP | Rabbit Poly | ELISA, IF, IHC, IP, WB |
| TRIM54 | 21074-1-AP | Rabbit Poly | ELISA, IF, IHC, WB |
| TrkB | 13129-1-AP | Rabbit Poly | ELISA, IHC, IP, WB |
| TrkC | 11999-1-AP | Rabbit Poly | ELISA, WB |
| TrpRS | 16081-1-AP | Rabbit Poly | ELISA, FC, IF, IHC, IP, WB |

00 This number shows the amount of times our antibody has been cited in a publication.

TRX
→ VRK3

More validation images available on our website. 

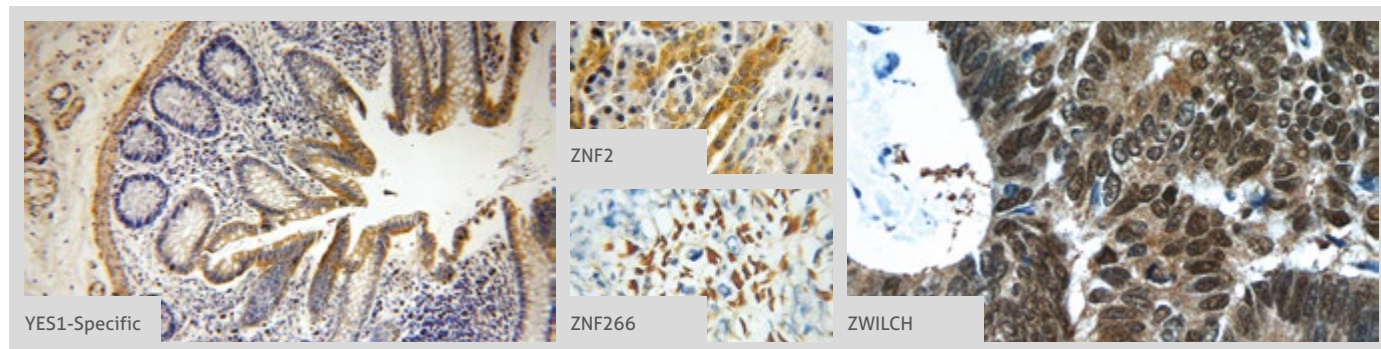


| Antibody Name | Cat. No. | Type | Applications |
|--|------------|-------------|----------------------------------|
| TRX  6 | 14999-1-AP | Rabbit Poly | CoIP, ELISA, FC, IF, IHC, IP, WB |
| TSC2 | 24601-1-AP | Rabbit Poly | ELISA, IF, IHC, WB |
| TSG101 9 | 14497-1-AP | Rabbit Poly | ELISA, FC, IF, IHC, IP, WB |
| TSNAX | 11040-1-AP | Rabbit Poly | ELISA, IF, IHC |
| TSPAN3 | 10447-1-AP | Rabbit Poly | ELISA |
| Tuberin-Specific | 20004-1-AP | Rabbit Poly | ELISA, IF, IHC, WB |
| TUSC2  | 11538-1-AP | Rabbit Poly | ELISA, IF, IHC, WB |
| Twinkle  | 13435-1-AP | Rabbit Poly | ELISA, IHC, WB |
| Twinkle | 18793-1-AP | Rabbit Poly | ELISA, IHC, WB |
| TWIST1 9 | 18125-1-AP | Rabbit Poly | ELISA, WB |
| TWIST1 | 25465-1-AP | Rabbit Poly | ELISA, IP, WB |
| TWIST2 | 11752-1-AP | Rabbit Poly | ELISA, WB |
| TXNDC3 | 13586-1-AP | Rabbit Poly | ELISA, IP, WB |
| TXNL4B | 12927-1-AP | Rabbit Poly | ELISA, WB |
| TXNRD1 6 | 11117-1-AP | Rabbit Poly | ELISA, FC, IF, IHC, IP, WB |
| TXNRD3 | 19517-1-AP | Rabbit Poly | ELISA, IHC, WB |
| TYMS 3 | 15047-1-AP | Rabbit Poly | ELISA, IF, IHC, IP, WB |
| UBC9 | 10070-1-AP | Rabbit Poly | ELISA, IHC, WB |
| UBC9 | 10224-1-AP | Rabbit Poly | ELISA, IHC, WB |
| UBC9 | 51018-2-AP | Rabbit Poly | ELISA, IHC, IP, WB |
| UBC9 | 60201-1-Ig | Mouse Mono | ELISA, IHC, WB |
| UBC9-Specific | 14837-1-AP | Rabbit Poly | ELISA, FC, IF, IHC, WB |
| UBE2A | 11080-1-AP | Rabbit Poly | ELISA, IHC, WB |
| UBE2B 2 | 10733-1-AP | Rabbit Poly | ELISA, IF, IHC, WB |
| UBE2C | 12134-2-AP | Rabbit Poly | ELISA, IHC, IP, WB |
| UBE2C | 66087-1-Ig | Mouse Mono | ELISA, IF, IHC, WB |
| UBE2G1 | 12012-1-AP | Rabbit Poly | ELISA, IF, WB |
| UBE2G2 | 10722-1-AP | Rabbit Poly | ELISA, IHC, WB |
| UBE2S | 14115-1-AP | Rabbit Poly | ELISA, FC, IHC, IP, WB |
| UBE2S | 18219-1-AP | Rabbit Poly | ELISA, WB |

| Antibody Name | Cat. No. | Type | Applications |
|---|------------|-------------|------------------------|
| UCHL1/PGP9.5 3 | 14730-1-AP | Rabbit Poly | ELISA, IF, IHC, IP, WB |
| UHRF1 | 21402-1-AP | Rabbit Poly | ELISA, IF, IP, WB |
| UNC45A | 15479-1-AP | Rabbit Poly | ELISA, IF, IHC, IP, WB |
| UNC45A | 19564-1-AP | Rabbit Poly | ELISA, IHC, IP, WB |
| UNC45B | 21640-1-AP | Rabbit Poly | ELISA, WB |
| UPF1 | 23379-1-AP | Rabbit Poly | ELISA, IF, IHC, IP, WB |
| URG4 | 11998-1-AP | Rabbit Poly | ELISA, IF, IHC, IP, WB |
| Uromodulin  | 11911-1-AP | Rabbit Poly | ELISA, IHC, IP, WB |
| USP16 | 14055-1-AP | Rabbit Poly | ELISA, IHC, IP, WB |
| USP37 2 | 18465-1-AP | Rabbit Poly | ELISA, IP, WB |
| USP39 3 | 23865-1-AP | Rabbit Poly | ELISA, IF, IP, WB |
| USP44 | 15521-1-AP | Rabbit Poly | ELISA, WB |
| USP9X | 55054-1-AP | Rabbit Poly | ELISA, IF, IHC, IP, WB |
| VAMP5 | 11822-1-AP | Rabbit Poly | ELISA, IHC, WB |
| VAMP8 | 15546-1-AP | Rabbit Poly | ELISA, WB |
| VANGL2  | 21492-1-AP | Rabbit Poly | ELISA, IF, IHC, IP, WB |
| VASH1 | 12730-1-AP | Rabbit Poly | ELISA, WB |
| VDR | 60116-2-Ig | Mouse Mono | ELISA, WB |
| VEGF 52 | 19003-1-AP | Rabbit Poly | ELISA, IF, IHC, IP, WB |
| VEGFC | 22601-1-AP | Rabbit Poly | ELISA, IF, IHC, WB |
| VEGFR-1/FLT-1 3 | 13687-1-AP | Rabbit Poly | ELISA, FC, IF, IP, WB |
| VEGFR3 | 20712-1-AP | Rabbit Poly | ELISA, WB |
| VHL | 16538-1-AP | Rabbit Poly | ELISA, IF, IHC |
| Vimentin 65 | 10366-1-AP | Rabbit Poly | ELISA, FC, IF, IHC, WB |
| Vimentin | 22031-1-AP | Rabbit Poly | ELISA, WB |
| VPS24  | 15472-1-AP | Rabbit Poly | ELISA, IF, IHC, IP, WB |
| VPS34 2 | 12452-1-AP | Rabbit Poly | ELISA, IF, IHC, WB |
| VPS34 | 13723-1-AP | Rabbit Poly | ELISA, IHC, WB |
| VPS4B | 17673-1-AP | Rabbit Poly | ELISA, IF, IP, WB |
| VRK2 | 12946-1-AP | Rabbit Poly | ELISA, IP, WB |
| VRK3 | 15608-1-AP | Rabbit Poly | ELISA, WB |

00 This number shows the amount of times our antibody has been cited in a publication.

More validation images available on our website.



| Antibody Name | Cat. No. | Type | Applications |
|---------------------------|--------------|-------------|--------------------------------|
| VTI1B | 14495-1-AP | Rabbit Poly | ELISA, IHC, IP, WB |
| WAPL; WAPAL | 2 16370-1-AP | Rabbit Poly | ELISA, WB |
| WASL | 14306-1-AP | Rabbit Poly | ELISA, IF, IHC, WB |
| WDR5 | 15544-1-AP | Rabbit Poly | ELISA, IF, IHC, WB |
| WDR6 | 20508-1-AP | Rabbit Poly | ELISA, IF, WB |
| WNT3A | 21414-1-AP | Rabbit Poly | ELISA, IHC |
| WNT7A | 2 10605-1-AP | Rabbit Poly | ELISA, FC, IF, IHC, IP, WB |
| WRN | 25269-1-AP | Rabbit Poly | ELISA, WB |
| WRNIP1 | 16238-1-AP | Rabbit Poly | ELISA, WB |
| WT1 | 12609-1-AP | Rabbit Poly | ELISA, IP, WB |
| WTAP | 10200-1-AP | Rabbit Poly | ELISA, IF, IP, WB |
| WTAP | 3 60188-1-Ig | Mouse Mono | ELISA, IF, IHC, WB (siRNA), WB |
| XRCC4 | 2 15817-1-AP | Rabbit Poly | ELISA, IHC, IP, WB |
| XRCC5/Ku80 | 2 16389-1-AP | Rabbit Poly | ELISA, IF, IHC, IP, WB |
| YBX1 | 20339-1-AP | Rabbit Poly | ELISA, IF, IHC, IP, WB |
| YES1-Specific | 20243-1-AP | Rabbit Poly | ELISA, IHC, IP, WB |
| ZAK | 14945-1-AP | Rabbit Poly | ELISA, IF, IHC, WB |
| ZAP70 | 15592-1-AP | Rabbit Poly | ELISA, IF, IHC, IP, WB |
| ZAP70 | 22207-1-AP | Rabbit Poly | ELISA, FC, IF, IHC, IP, WB |
| ZAP70 | 60200-1-Ig | Mouse Mono | ELISA, IHC, WB |
| ZC3H12A | 25009-1-AP | Rabbit Poly | ELISA, IHC, IP, WB |
| ZC3HC1 | 13148-1-AP | Rabbit Poly | ELISA, WB |
| ZEB1 | 7 21544-1-AP | Rabbit Poly | ELISA, IHC, IP, WB |
| ZFP36L2 | 19005-1-AP | Rabbit Poly | ELISA, WB |
| Zinc-alpha-2-glycoprotein | 4 13399-1-AP | Rabbit Poly | ELISA, IF, IHC, WB |
| ZKSCAN3 | 20800-1-AP | Rabbit Poly | ELISA, IF, WB |
| ZNF146 | 20385-1-AP | Rabbit Poly | ELISA, IHC, WB |
| ZNF195 | 24861-1-AP | Rabbit Poly | ELISA, WB |
| ZNF2 | 11282-1-AP | Rabbit Poly | ELISA, IHC, WB |
| ZNF23 | 21322-1-AP | Rabbit Poly | ELISA, IF, IP, WB |

| Antibody Name | Cat. No. | Type | Applications |
|---------------|------------|-------------|--------------------|
| ZNF238 | 12714-1-AP | Rabbit Poly | ELISA, IHC, IP, WB |
| ZNF259 | 15558-1-AP | Rabbit Poly | ELISA, IF, IHC, WB |
| ZNF266 | 11374-1-AP | Rabbit Poly | ELISA, IHC, WB |
| ZNF271 | 23799-1-AP | Rabbit Poly | ELISA, WB |
| ZNF3 | 16950-1-AP | Rabbit Poly | ELISA, WB |
| ZNF311 | 23243-1-AP | Rabbit Poly | ELISA, IHC, WB |
| ZNF34 | 20477-1-AP | Rabbit Poly | ELISA, IHC, WB |
| ZNF541 | 21873-1-AP | Rabbit Poly | ELISA, WB |
| ZNF611 | 17249-1-AP | Rabbit Poly | ELISA, WB |
| ZNF671 | 21329-1-AP | Rabbit Poly | ELISA, WB |
| ZNF699 | 21562-1-AP | Rabbit Poly | ELISA, WB |
| ZNF839 | 20539-1-AP | Rabbit Poly | ELISA, IF, IHC, WB |
| ZW10 | 24561-1-AP | Rabbit Poly | ELISA, IF, IP, WB |
| ZWILCH | 14281-1-AP | Rabbit Poly | ELISA, IHC, WB |
| ZWINT | 12282-2-AP | Rabbit Poly | ELISA, IF, WB |

00 This number shows the amount of times our antibody has been cited in a publication.

CONTACT US

Proteintech Group *US Head Office*

| | |
|----------------|---|
| PHONE | 1 (888) 4PTGLAB (1-888-478-4522) (toll free in USA), or 1(312) 455-8498 (outside USA) |
| FAX | 1 (312) 455-8408 |
| ADDRESS | Proteintech Group, Inc. 5400 Pearl Street, Suite 300, Rosemont, IL 60018, USA |
| EMAIL | proteintech@ptglab.com |

Proteintech Europe *United Kingdom*

| | |
|----------------|--|
| PHONE | +44 (161) 8393007 |
| FAX | +44 (161) 2413103 |
| ADDRESS | Proteintech Europe, Ltd. 4th Floor, 196 Deansgate, Manchester, M3 3WF |
| EMAIL | europe@ptglab.com |

Proteintech Europe *Germany*

| | |
|--------------|--|
| EMAIL | germany@ptglab.com Sales and technical support only. |
|--------------|--|

Proteintech *China Office*

| | |
|----------------|---|
| PHONE | 027-87531629 or 4006-900-926 |
| FAX | 027-87531627 |
| ADDRESS | Wuhan Sanying Biotechnologies D3-3, No.666 Gaoxin Avenue, Wuhan East Lake Hi-tech Development Zone Wuhan, Hubei, P.R.C |
| EMAIL | Proteintech-CN@ptglab.com |

Support

Available 24 hours via Live Chat and 9-5 (CDT) via phone.

Email support also available.

LIVE CHAT
www.ptglab.com

TWITTER
[@proteintech](https://twitter.com/proteintech)

BLOG
www.ptglab.com/news/blog

YOUTUBE
www.youtube.com/Proteintech



We are ISO 9001 and
ISO 13485 accredited.

