

For Research Use Only

# RASEF Polyclonal antibody, PBS Only

Catalog Number: 11569-1-PBS

Featured Product



## Basic Information

Catalog Number:

11569-1-PBS

Size:

1 mg/ml

Source:

Rabbit

Isotype:

IgG

Immunogen Catalog Number:

AG2149

GenBank Accession Number:

BC023566

GeneID (NCBI):

158158

UNIPROT ID:

Q8IZ41

Full Name:

RAS and EF-hand domain containing

Calculated MW:

740 aa, 83 kDa

Observed MW:

83 kDa

Purification Method:

Antigen affinity purification

## Applications

Tested Applications:

WB, IHC, Indirect ELISA

Species Specificity:

human, mouse

## Background Information

### Storage

Storage:

Store at -80°C.

The product is shipped with ice packs. Upon receipt, store it immediately at -80°C

Storage Buffer:

PBS Only

For technical support and original validation data for this product please contact:


T: 4006900926

E: [Proteintech-CN@ptglab.com](mailto:Proteintech-CN@ptglab.com)

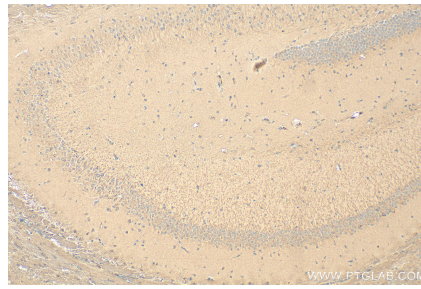
W: [ptgcn.com](http://ptgcn.com)

This product is exclusively available under Proteintech Group brand and is not available to purchase from any other manufacturer.

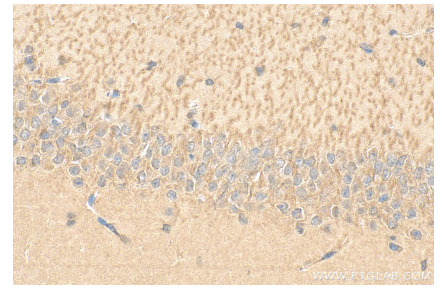
## Selected Validation Data



mouse testis tissue were subjected to SDS PAGE followed by western blot with 11569-1-AP (RASEF antibody) at dilution of 1:300 incubated at room temperature for 1.5 hours. This data was developed using the same antibody clone with 11569-1-PBS in a different storage buffer formulation.



Immunohistochemical analysis of paraffin-embedded mouse brain tissue slide using 11569-1-AP (RASEF antibody) at dilution of 1:200 (under 10x lens). Heat mediated antigen retrieval with Tris-EDTA buffer (pH 9.0). This data was developed using the same antibody clone with 11569-1-PBS in a different storage buffer formulation.



Immunohistochemical analysis of paraffin-embedded mouse brain tissue slide using 11569-1-AP (RASEF antibody) at dilution of 1:200 (under 40x lens). Heat mediated antigen retrieval with Tris-EDTA buffer (pH 9.0). This data was developed using the same antibody clone with 11569-1-PBS in a different storage buffer formulation.