

For Research Use Only

MND1 Polyclonal antibody

Catalog Number: 11636-1-AP

Featured Product

3 Publications



Basic Information

Catalog Number:

11636-1-AP

Size:

700 µg/ml

Source:

Rabbit

Isotype:

IgG

Immunogen Catalog Number:

AG2210

GenBank Accession Number:

BC032142

GeneID (NCBI):

84057

UNIPROT ID:

Q9BWT6

Full Name:

meiotic nuclear divisions 1 homolog
(S. cerevisiae)

Calculated MW:

205 aa, 24 kDa

Observed MW:

30-35 kDa

Purification Method:

Antigen affinity purification

Recommended Dilutions:

WB 1:500-1:3000

IP 0.5-4.0 µg for 1.0-3.0 mg of total
protein lysate

Applications

Tested Applications:

WB, IP, ELISA

Cited Applications:

WB, IF

Species Specificity:

human, mouse

Cited Species:

human

Positive Controls:

WB : HepG2 cells, mouse liver tissue, human lung
tissue, human kidney tissue, human liver tissue, MCF-
7 cells

IP : mouse liver tissue,

Background Information

Notable Publications

| Author | Pubmed ID | Journal | Application |
|---------------|-----------|---------------|-------------|
| Kai Tan | 36352167 | Med Oncol | WB |
| Matthew Tsang | 30701021 | Oncotarget | IF |
| Wenwu Zhang | 39051055 | J Inflamm Res | WB |

Storage

Storage:

Store at -20°C. Stable for one year after shipment.

Storage Buffer:

PBS with 0.02% sodium azide and 50% glycerol pH 7.3.

Aliquoting is unnecessary for -20°C storage

For technical support and original validation data for this product please contact:


T: 4006900926

E: Proteintech-CN@ptglab.com

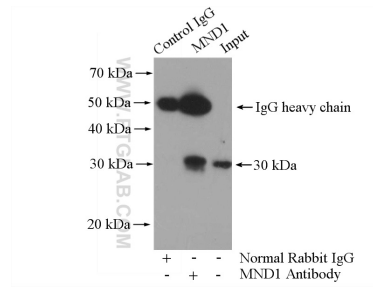
W: ptgcn.com

This product is exclusively available under Proteintech Group brand and is not available to purchase from any other manufacturer.

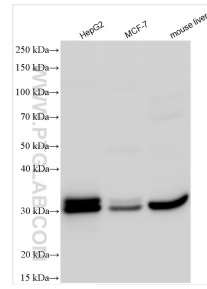
Selected Validation Data



human liver tissue were subjected to SDS PAGE followed by western blot with 11636-1-AP (MND1 antibody) at dilution of 1:500 incubated at room temperature for 1.5 hours.



IP result of anti-MND1 (IP:11636-1-AP, 4ug; Detection:11636-1-AP 1:600) with mouse liver tissue lysate 6000ug.



Various lysates were subjected to SDS PAGE followed by western blot with 11636-1-AP (MND1 antibody) at dilution of 1:1500 incubated at room temperature for 1.5 hours.