

# IFITM3 Polyclonal antibody

Catalog Number: 11714-1-AP

Featured Product

126 Publications

## Basic Information

## Catalog Number:

11714-1-AP

## Size:

400 µg/ml

## Source:

Rabbit

## Isotype:

IgG

## Immunogen Catalog Number:

AG2285

## GenBank Accession Number:

BC006794

## GeneID (NCBI):

10410

## UNIPROT ID:

Q01628

## Full Name:

interferon induced transmembrane protein 3 (1-8U)

## Calculated MW:

133 aa, 15 kDa

## Observed MW:

14 kDa

## Purification Method:

Antigen affinity purification

## Recommended Dilutions:

WB 1:5000-1:50000

IP 0.5-4.0 µg for 1.0-3.0 mg of total protein lysate

IF 1:400-1:1600

## Applications

## Tested Applications:

FC, IF/ICC, IP, WB, ELISA

## Cited Applications:

WB, IP, IF, FC, IHC, CoIP

## Species Specificity:

human

## Cited Species:

human, goat, chicken, rat, mouse, pig, canine, African green monkey

## Positive Controls:

WB : HeLa cells, HepG2 cells, LNCaP cells, THP-1 cells

IP : HepG2 cells,

IF : HeLa cells,

## Background Information

IFITM3, also named as interferon-inducible protein 1-8U, belongs to the CD225 family. It is IFN-induced antiviral protein that mediates cellular innate immunity to at least three major human pathogens, namely influenza A H1N1 virus, West Nile virus (WNV), and dengue virus, by inhibiting the early steps of replication. IFITM3 is identified as interferon-induced cellular proteins that restrict infections by retroviruses and filoviruses and of influenza virus and flaviviruses, respectively. IFITM3, the most potent antiviral IFITM, was found to inhibit an uncharacterized early infectious event after VSV endocytosis, but before primary transcription of its viral genome. IFITM proteins are viral restriction factors that can inhibit infection mediated by the influenza A virus (IAV) hemagglutinin (HA) protein. They differentially restrict the entry of a broad range of enveloped viruses, and modulate cellular tropism independently of viral receptor expression. Catalog# 11714-1-AP is a rabbit polyclonal antibody raised against the full-length of human IFITM3.

## Notable Publications

Author	Pubmed ID	Journal	Application
Angke Zhang	32999030	J Virol	WB, IF
Meng Yu	25265877	Med Microbiol Immunol	IHC
Shunhua Long	36178477	Viral Immunol	WB, IF

## Storage

## Storage:

Store at -20°C. Stable for one year after shipment.

## Storage Buffer:

PBS with 0.02% sodium azide and 50% glycerol pH 7.3.

Aliquoting is unnecessary for -20°C storage


For technical support and original validation data for this product please contact:

T: 4006900926

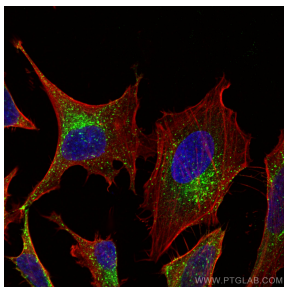
E: [Proteintech-CN@ptglab.com](mailto:Proteintech-CN@ptglab.com)W: [ptgcn.com](http://ptgcn.com)

This product is exclusively available under Proteintech Group brand and is not available to purchase from any other manufacturer.

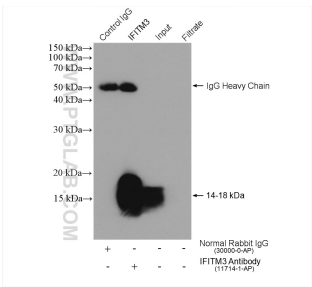
Selected Validation Data



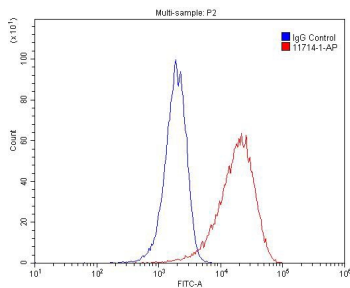
Various lysates were subjected to SDS PAGE followed by western blot with 11714-1-AP (IFITM3 antibody) at dilution of 1:20000 incubated at room temperature for 1.5 hours.



Immunofluorescent analysis of (4% PFA) fixed HeLa cells using IFITM3 antibody (11714-1-AP) at dilution of 1:800 and CoraLite®488-Conjugated AffiniPure Goat Anti-Rabbit IgG(H+L), CL594-Phalloidin (red).



IP result of anti-IFITM3 (IP:11714-1-AP, 4ug; Detection:11714-1-AP 1:4000) with HepG2 cells lysate 960 ug.



1X10<sup>6</sup> HeLa cells were stained with 0.2ug IFITM3 antibody (11714-1-AP, red) and control antibody (blue). Alexa Fluor 488-conjugated AffiniPure Goat Anti-Rabbit IgG(H+L) with dilution 1:1500. Cells were fixed with 4% PFA and permeabilized with 0.1% Triton X-100.