

# MED19 Polyclonal antibody

Catalog Number: 13418-1-AP

Featured Product

3 Publications

## Basic Information

## Catalog Number:

13418-1-AP

## Size:

650 µg/ml

## Source:

Rabbit

## Isotype:

IgG

## Immunogen Catalog Number:

AG4165

## GenBank Accession Number:

BC037223

## GeneID (NCBI):

219541

## UNIPROT ID:

A0JLT2

## Full Name:

mediator complex subunit 19

## Calculated MW:

194 aa, 20 kDa

## Observed MW:

31 kDa

## Purification Method:

Antigen affinity purification

## Recommended Dilutions:

WB 1:200-1:1000

IHC 1:20-1:200

## Applications

## Tested Applications:

IHC, WB, ELISA

## Cited Applications:

WB, IHC

## Species Specificity:

human, mouse, rat

## Cited Species:

human, rat

**Note-IHC: suggested antigen retrieval with TE buffer pH 9.0; (\*) Alternatively, antigen retrieval may be performed with citrate buffer pH 6.0**

## Positive Controls:

WB : human testis tissue,

IHC : human testis tissue,

## Background Information

Mediator of RNA polymerase II transcription subunit 19 (MED19) is a component of the Mediator complex, which is a coactivator for DNA-binding factors that activate transcription via RNA polymerase II (PMID: 12584197). Mediator complex is recruited to promoters by direct interactions with regulatory proteins and serves as a scaffold for the assembly of a functional pre-initiation complex with RNA polymerase II and the general transcription factors (PMID: 15175163). MED19 may be a novel proliferation regulator that promotes lung cancer and gastric cancer progression and cellular growth (PMID: 21519921, PMID: 22565189).

## Notable Publications

Author	Pubmed ID	Journal	Application
Beibei Liu	30161287	J Cell Biochem	WB
Haopeng Wang	38371458	Int J Nanomedicine	IHC, WB
Chen Chen	37650745	J Biochem Mol Toxicol	WB

## Storage

## Storage:

Store at -20°C. Stable for one year after shipment.

## Storage Buffer:

PBS with 0.02% sodium azide and 50% glycerol pH 7.3.

Aliquoting is unnecessary for -20°C storage

For technical support and original validation data for this product please contact:


T: 4006900926

E: Proteintech-CN@ptglab.com

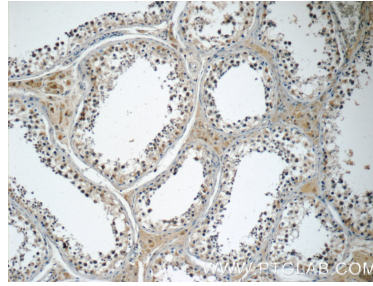
W: ptgcn.com

**This product is exclusively available under Proteintech Group brand and is not available to purchase from any other manufacturer.**

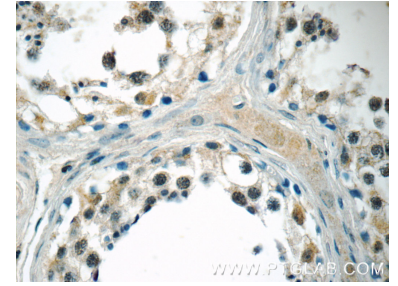
## Selected Validation Data



human testis tissue were subjected to SDS PAGE followed by western blot with 13418-1-AP (MED19 antibody) at dilution of 1:100 incubated at room temperature for 1.5 hours.



Immunohistochemical analysis of paraffin-embedded human testis tissue slide using 13418-1-AP (MED19 Antibody) at dilution of 1:50 (under 10x lens).



Immunohistochemical analysis of paraffin-embedded human testis tissue slide using 13418-1-AP (MED19 Antibody) at dilution of 1:50 (under 40x lens).