

For Research Use Only

MEMO1 Polyclonal antibody

Catalog Number: 14604-1-AP

Featured Product



Basic Information

Catalog Number:

14604-1-AP

Size:

550 ug/ml

Source:

Rabbit

Isotype:

IgG

Immunogen Catalog Number:

AG6151

GenBank Accession Number:

BC070046

GeneID (NCBI):

51072

UNIPROT ID:

Q9Y316

Full Name:

mediator of cell motility 1

Calculated MW:

34 kDa

Observed MW:

31-34 kDa

Purification Method:

Antigen affinity purification

Recommended Dilutions:

WB 1:500-1:1000

IHC 1:50-1:500

IF/ICC 1:10-1:100

Applications

Tested Applications:

WB, IHC, IF/ICC, ELISA

Species Specificity:

human, mouse, rat

Note-IHC: suggested antigen retrieval with TE buffer pH 9.0; (*) Alternatively, antigen retrieval may be performed with citrate buffer pH 6.0

Positive Controls:

WB : mouse testis tissue, HepG2 cells, A549 cells, rat testis tissue

IHC : human intrahepatic cholangiocarcinoma tissue,

IF/ICC : BxPC-3 cells,

Background Information

Storage

Storage:

Store at -20°C. Stable for one year after shipment.

Storage Buffer:

PBS with 0.02% sodium azide and 50% glycerol pH 7.3.

Aliquoting is unnecessary for -20°C storage

For technical support and original validation data for this product please contact:


T: 4006900926

E: Proteintech-CN@ptglab.com

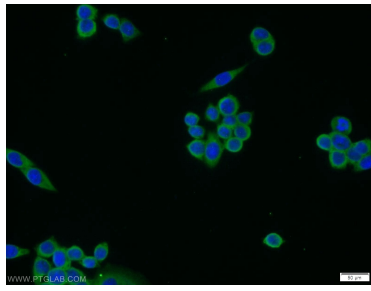
W: ptgcn.com

This product is exclusively available under Proteintech Group brand and is not available to purchase from any other manufacturer.

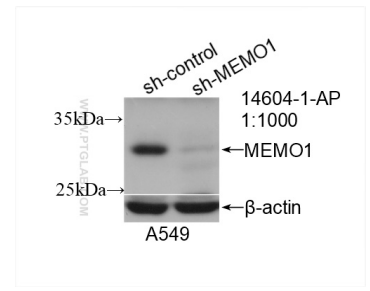
Selected Validation Data



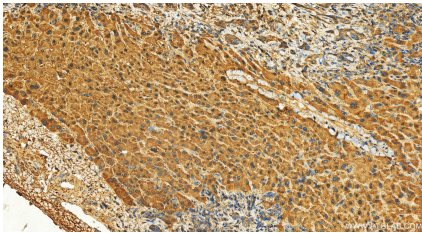
Various lysates were subjected to SDS PAGE followed by western blot with 14604-1-AP (MEMO1 antibody) at dilution of 1:500 incubated at room temperature for 1.5 hours.



Immunofluorescent analysis of BxPC-3 cells using 14604-1-AP (MEMO1 antibody) at dilution of 1:25 and Alexa Fluor 488-conjugated AffiniPure Goat Anti-Rabbit IgG(H+L).



WB result of MEMO1 antibody (14604-1-AP; 1:1000; incubated at room temperature for 1.5 hours) with sh-Control and sh-MEMO1 transfected A549 cells.



Immunohistochemical analysis of paraffin-embedded human intrahepatic cholangiocarcinoma tissue slide using 14604-1-AP (MEMO1 antibody) at dilution of 1:200 (under 20x lens). Heat mediated antigen retrieval with Tris-EDTA buffer (pH 9.0).