

For Research Use Only

# Fetuin-A/AHSG Polyclonal antibody

Catalog Number: 16571-1-AP

6 Publications



## Basic Information

<b>Catalog Number:</b> 16571-1-AP	<b>GenBank Accession Number:</b> BC048198	<b>Purification Method:</b> Antigen affinity purification
<b>Size:</b> 600 ug/ml	<b>GeneID (NCBI):</b> 197	<b>Recommended Dilutions:</b> WB 1:500-1:1000 IHC 1:50-1:500
<b>Source:</b> Rabbit	<b>UNIPROT ID:</b> P02765	
<b>Isotype:</b> IgG	<b>Full Name:</b> alpha-2-HS-glycoprotein	
<b>Immunogen Catalog Number:</b> AG9853	<b>Calculated MW:</b> 367 aa, 39 kDa	
	<b>Observed MW:</b> 58 kDa	

## Applications

<b>Tested Applications:</b> WB, IHC, ELISA	<b>Positive Controls:</b> WB : human liver tissue, human heart tissue IHC : human liver tissue,
<b>Cited Applications:</b> WB, IHC, IF	
<b>Species Specificity:</b> human	
<b>Cited Species:</b> human, mouse, plasmodium falciparum	
<b>Note-IHC: suggested antigen retrieval with TE buffer pH 9.0; (*) Alternatively, antigen retrieval may be performed with citrate buffer pH 6.0</b>	

## Background Information

Fetuin-A, also named as Alpha2-HS glycoprotein (AHSG), is a member of cystatin superfamily of protease inhibitors. It is a highly expressed glycoprotein in various fetal tissues whereas it is mainly expressed by the liver in adults. Fetuin A, an extracellular inhibitor of transforming growth factor  $\beta$ , is a profibrogenic stimulus in liver disease. Circulating fetuin-A may be a beneficial serum biomarker in the detection of liver and vascular fibrosis progression in patients with non-alcoholic fatty liver disease. It is also involved in several functions, such as endocytosis, brain development and the formation of bone tissue. Fetuin-A exerts its effects on the cardiovascular system by two different mechanisms. On the one hand it inhibits insulin signaling and induces insulin resistance contributing to the onset of atherosclerosis and on the other hand it inhibits calcium deposition and protects from vascular calcification.

## Notable Publications

Author	Pubmed ID	Journal	Application
Yufei Dong	35746836	Bioengineered	IHC
Xiao Lin	33585452	Front Cell Dev Biol	WB
J Song	33892138	Osteoarthritis Cartilage	IHC, WB

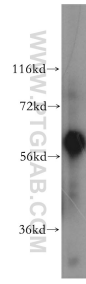
## Storage

**Storage:**  
Store at -20°C. Stable for one year after shipment.  
**Storage Buffer:**  
PBS with 0.02% sodium azide and 50% glycerol pH 7.3.  
Aliquoting is unnecessary for -20°C storage

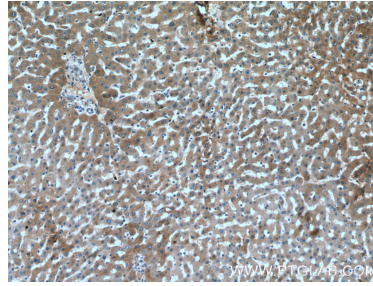
For technical support and original validation data for this product please contact:  
T: 4006900926 E: Proteintech-CN@ptglab.com W: ptgcn.com

This product is exclusively available under Proteintech Group brand and is not available to purchase from any other manufacturer.

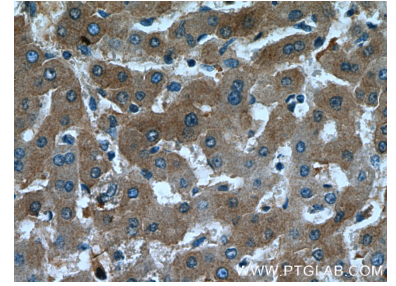
## Selected Validation Data



human liver tissue were subjected to SDS PAGE followed by western blot with 16571-1-AP (Fetuin-A antibody) at dilution of 1:500 incubated at room temperature for 1.5 hours.



Immunohistochemical analysis of paraffin-embedded human liver tissue slide using 16571-1-AP (Fetuin-A antibody at dilution of 1:200 (under 10x lens).



Immunohistochemical analysis of paraffin-embedded human liver tissue slide using 16571-1-AP (Fetuin-A antibody at dilution of 1:200 (under 40x lens).