

For Research Use Only

IL-15RA Polyclonal antibody

Catalog Number: 16744-1-AP **7 Publications**



Basic Information

Catalog Number: 16744-1-AP	GenBank Accession Number: BC107777	Purification Method: Antigen affinity purification
Size: 400 µg/ml	GeneID (NCBI): 3601	Recommended Dilutions: WB 1:500-1:1000 IHC 1:50-1:500
Source: Rabbit	UNIPROT ID: Q13261	
Isotype: IgG	Full Name: interleukin 15 receptor, alpha	
Immunogen Catalog Number: AG10151	Calculated MW: 231 aa, 24 kDa	
	Observed MW: 55-65 kDa	

Applications

Tested Applications: IHC, WB, ELISA	Positive Controls: WB : HeLa cells, IHC : human liver cancer tissue, human spleen tissue, human kidney tissue, human heart tissue, human testis tissue, human skin tissue, human brain tissue
Cited Applications: WB, IF, IHC	
Species Specificity: human	
Cited Species: hamster, human	

Note-IHC: suggested antigen retrieval with TE buffer pH 9.0; (*) Alternatively, antigen retrieval may be performed with citrate buffer pH 6.0

Background Information

Interleukin-15 (IL-15) is a pleiotropic cytokine that plays an important role in both innate and adaptive immunity. IL-15 is mainly produced by activated monocytes, macrophages and dendritic cells, and is structurally similar to IL-2 (PMID: 8178155; 12401478). These two cytokines share the same IL-2/15R β and common γ -chain receptor subunits. In addition, IL-2 and IL-15 have their own private α -chain receptor subunit, IL-2R α and IL-15R α , respectively (PMID: 7641685). The IL-15R α chain is expressed by many cell types including monocytes, DCs, NK, T cells and fibroblasts. Several isoforms of IL-15R α exist and are generated either by alternative splicing or by proteolytic cleavage (PMID: 10480910; 15265897). The calculated molecular weight of full-length IL-15R α is 28 kDa, IL-15R α can be glycosylated, and larger apparent molecular weights of 55-65 kDa have been reported by some researches (PMID: 10480910; 15976182; 15671076; 17912462).

Notable Publications

Author	Pubmed ID	Journal	Application
Debashis Sahoo	32995790	bioRxiv	IHC
Pradipta Ghosh	35577777	Nat Commun	IHC
Xuguang Chen	31078730	Free Radic Biol Med	WB,IF

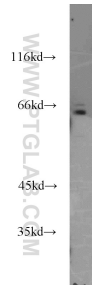
Storage

Storage:
Store at -20°C. Stable for one year after shipment.
Storage Buffer:
PBS with 0.02% sodium azide and 50% glycerol pH 7.3.
Aliquoting is unnecessary for -20°C storage

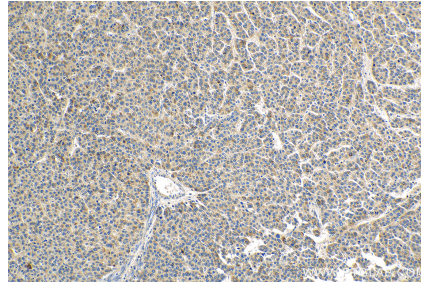
For technical support and original validation data for this product please contact:
T: 4006900926 E: Proteintech-CN@ptglab.com W: ptgcn.com

This product is exclusively available under Proteintech Group brand and is not available to purchase from any other manufacturer.

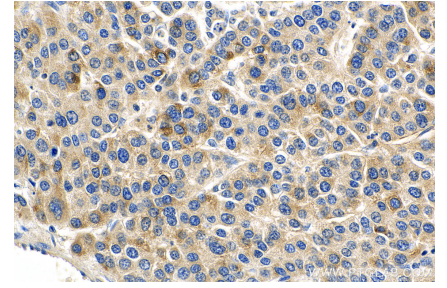
Selected Validation Data



HeLa cells were subjected to SDS PAGE followed by western blot with 16744-1-AP (IL15RA antibody) at dilution of 1:500 incubated at room temperature for 1.5 hours.



Immunohistochemical analysis of paraffin-embedded human liver cancer tissue slide using 16744-1-AP (IL-15RA antibody) at dilution of 1:200 (under 10x lens). Heat mediated antigen retrieval with Tris-EDTA buffer (pH 9.0).



Immunohistochemical analysis of paraffin-embedded human liver cancer tissue slide using 16744-1-AP (IL-15RA antibody) at dilution of 1:200 (under 40x lens). Heat mediated antigen retrieval with Tris-EDTA buffer (pH 9.0).