

For Research Use Only

DNAJB3 Polyclonal antibody

Catalog Number: 17177-1-AP

Featured Product

8 Publications



Basic Information

Catalog Number:

17177-1-AP

Size:

850 µg/ml

Source:

Rabbit

Isotype:

IgG

Immunogen Catalog Number:

AG10878

GenBank Accession Number:

BC024013

GeneID (NCBI):

414061

UNIPROT ID:

Q8WWF6

Full Name:

DnaJ (Hsp40) homolog, subfamily B, member 3

Calculated MW:

145 aa, 17 kDa

Observed MW:

28-30 kDa

Purification Method:

Antigen affinity purification

Recommended Dilutions:

WB 1:2000-1:10000

IHC 1:50-1:500

Applications

Tested Applications:

IHC, WB, ELISA

Cited Applications:

WB, IHC

Species Specificity:

human, mouse, rat

Cited Species:

human, mouse

Note-IHC: suggested antigen retrieval with TE buffer pH 9.0; (*) Alternatively, antigen retrieval may be performed with citrate buffer pH 6.0

Positive Controls:

WB: mouse testis tissue, rat testis tissue

IHC: mouse testis tissue, human kidney tissue, human ovary tissue

Background Information

Notable Publications

| Author | Pubmed ID | Journal | Application |
|----------------------|-----------|---------|-------------|
| Mohamed Abu-Farha | 26400768 | Sci Rep | WB |
| Abdoulaye Diane | 33235302 | Sci Rep | WB |
| Abdelilah Arredouani | 30886231 | Sci Rep | WB |

Storage

Storage:

Store at -20°C. Stable for one year after shipment.

Storage Buffer:

PBS with 0.02% sodium azide and 50% glycerol pH 7.3.

Aliquoting is unnecessary for -20°C storage

For technical support and original validation data for this product please contact:


T: 4006900926

E: Proteintech-CN@ptglab.com

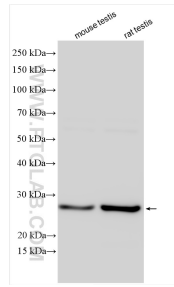
W: ptgcn.com

This product is exclusively available under Proteintech Group brand and is not available to purchase from any other manufacturer.

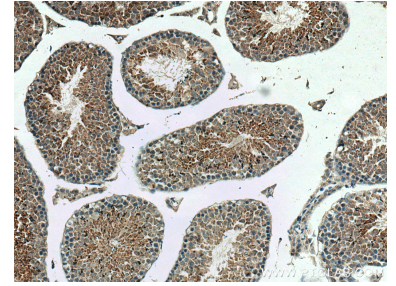
Selected Validation Data



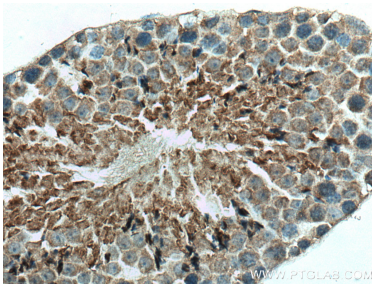
mouse testis tissue were subjected to SDS PAGE followed by western blot with 17177-1-AP (DNAJB3 antibody) at dilution of 1:8000 incubated at room temperature for 1.5 hours.



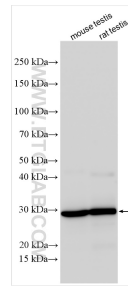
Various lysates were subjected to SDS PAGE followed by western blot with 17177-1-AP (DNAJB3 antibody) at dilution of 1:15000 incubated at room temperature for 1.5 hours.



Immunohistochemical analysis of paraffin-embedded mouse testis tissue slide using 17177-1-AP (DNAJB3 antibody) at dilution of 1:200 (under 10x lens). Heat mediated antigen retrieval with Tris-EDTA buffer (pH 9.0).



Immunohistochemical analysis of paraffin-embedded mouse testis tissue slide using 17177-1-AP (DNAJB3 antibody) at dilution of 1:200 (under 40x lens). Heat mediated antigen retrieval with Tris-EDTA buffer (pH 9.0).



mouse testis tissue were subjected to SDS PAGE followed by western blot with 17177-1-AP (DNAJB3 antibody) at dilution of 1:15000 incubated at room temperature for 1.5 hours.