

For Research Use Only

SMYD4 Polyclonal antibody

Catalog Number:17594-1-AP

Featured Product

2 Publications



Basic Information

Catalog Number:

17594-1-AP

Size:

400 ug/ml

Source:

Rabbit

Isotype:

IgG

Immunogen Catalog Number:

AG11552

GenBank Accession Number:

BC035077

GeneID (NCBI):

114826

UNIPROT ID:

Q8IYR2

Full Name:

SET and MYND domain containing 4

Calculated MW:

804 aa, 89 kDa

Observed MW:

89 kDa

Purification Method:

Antigen affinity purification

Recommended Dilutions:

WB 1:500-1:2000

IHC 1:20-1:200

IF/ICC 1:50-1:500

Applications

Tested Applications:

WB, IHC, IF/ICC, ELISA

Cited Applications:

WB, IHC, IF, IP, CoIP

Species Specificity:

human, rat

Cited Species:

human, zebrafish

Note-IHC: suggested antigen retrieval with TE buffer pH 9.0; (*) Alternatively, antigen retrieval may be performed with citrate buffer pH 6.0

Positive Controls:

WB : HepG2 cells,

IHC : human pancreas tissue, human hepatocirrhosis tissue

IF/ICC : HepG2 cells,

Background Information

SMYD4, also named as SET and MYND domain-containing protein 4, is a 804 amino acid protein, which contains 1 MYND-type zinc finger and 1 SET domain. SMYD4 belongs to the class V-like SAM-binding methyltransferase superfamily. SMYD4, as a potential tumor suppressor, plays a critical role in breast carcinogenesis at least partly through inhibiting the expression of Pdgfr-alpha, and could be a novel target for improving treatment of breast cancer. SMYD4 is a muscle-specific transcriptional modulator involved in development.

Notable Publications

Author	Pubmed ID	Journal	Application
Deyong Xiao	30110327	PLoS Genet	WB,IF,IHC,CoIP
Zhenyu Zhou	38438251	Cancer Sci	WB,IHC,IF,IP

Storage

Storage:

Store at -20°C. Stable for one year after shipment.

Storage Buffer:

PBS with 0.02% sodium azide and 50% glycerol pH 7.3.

Aliquoting is unnecessary for -20°C storage

For technical support and original validation data for this product please contact:


T: 4006900926

E: Proteintech-CN@ptglab.com

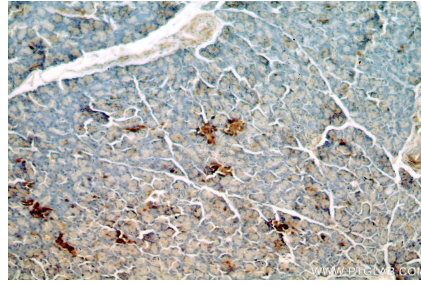
W: ptgcn.com

This product is exclusively available under Proteintech Group brand and is not available to purchase from any other manufacturer.

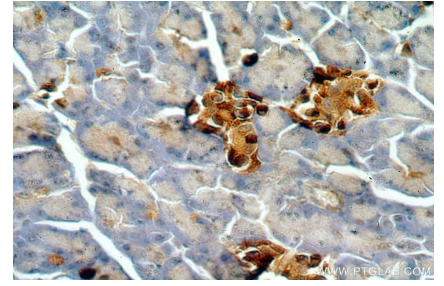
Selected Validation Data



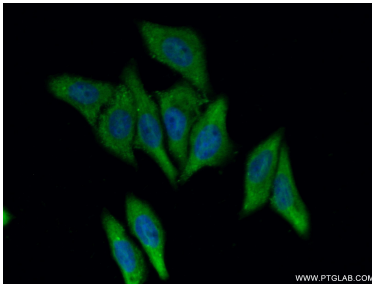
HepG2 cells were subjected to SDS PAGE followed by western blot with 17594-1-AP (SMYD4 antibody) at dilution of 1:300 incubated at room temperature for 1.5 hours.



Immunohistochemical analysis of paraffin-embedded human pancreas using 17594-1-AP (SMYD4 antibody) at dilution of 1:50 (under 10x lens).



Immunohistochemical analysis of paraffin-embedded human pancreas using 17594-1-AP (SMYD4 antibody) at dilution of 1:50 (under 40x lens).



Immunofluorescent analysis of (-20°C Ethanol) fixed HepG2 cells using 17594-1-AP (SMYD4 antibody) at dilution of 1:50 and Alexa Fluor 488-conjugated AffiniPure Goat Anti-Rabbit IgG(H+L).