

For Research Use Only

PLAG1 Polyclonal antibody

Catalog Number: 18018-1-AP



Basic Information

Catalog Number:

18018-1-AP

Size:

400 µg/ml

Source:

Rabbit

Isotype:

IgG

Immunogen Catalog Number:

AG12566

GenBank Accession Number:

BC075047

GeneID (NCBI):

5324

UNIPROT ID:

Q6DJT9

Full Name:

pleiomorphic adenoma gene 1

Calculated MW:

500 aa, 56 kDa

Observed MW:

56 kDa

Purification Method:

Antigen affinity purification

Recommended Dilutions:

WB 1:200-1:1000

IP 0.5-4.0 µg for 1.0-3.0 mg of total protein lysate

IF/ICC 1:50-1:500

Applications

Tested Applications:

WB, IF/ICC, IP, ELISA

Species Specificity:

human, mouse, rat

Positive Controls:

WB : A431 cells, HepG2 cells

IP : HepG2 cells,

IF/ICC : HepG2 cells,

Background Information

Storage

Storage:

Store at -20°C. Stable for one year after shipment.

Storage Buffer:

PBS with 0.02% sodium azide and 50% glycerol pH 7.3.

Aliquoting is unnecessary for -20°C storage

For technical support and original validation data for this product please contact:


T: 4006900926

E: Proteintech-CN@ptglab.com

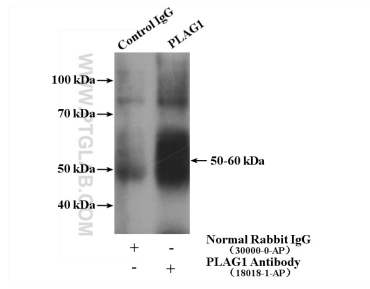
W: ptgcn.com

This product is exclusively available under Proteintech Group brand and is not available to purchase from any other manufacturer.

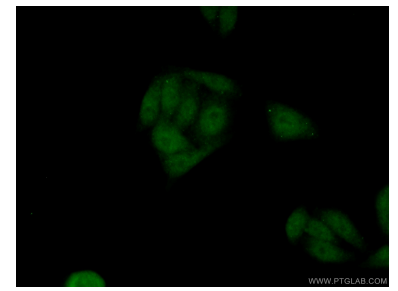
Selected Validation Data



A431 cells were subjected to SDS PAGE followed by western blot with 18018-1-AP (PLAG1 Antibody) at dilution of 1:300 incubated at room temperature for 1.5 hours.



IP result of anti-PLAG1 (IP:18018-1-AP, 4ug; Detection:18018-1-AP 1:300) with HepG2 cells lysate 2400ug.



Immunofluorescent analysis of (10% Formaldehyde) fixed HepG2 cells using 18018-1-AP (PLAG1 antibody) at dilution of 1:50 and Alexa Fluor 488-conjugated AffiniPure Goat Anti-Rabbit IgG(H+L).