

For Research Use Only

PHLDA1 Polyclonal antibody, PBS Only

Catalog Number: 18263-1-PBS

Featured Product



Basic Information

Catalog Number:

18263-1-PBS

Size:

1 mg/ml

Source:

Rabbit

Isotype:

IgG

Immunogen Catalog Number:

AG13125

GenBank Accession Number:

BC018929

GeneID (NCBI):

22822

UNIPROT ID:

Q8WV24

Full Name:

pleckstrin homology-like domain,
family A, member 1

Calculated MW:

45 kDa

Observed MW:

40-45 kDa

Purification Method:

Antigen affinity purification

Applications

Tested Applications:

WB, IHC, IF/ICC, Indirect ELISA

Species Specificity:

human, mouse

Background Information

Storage

Storage:

Store at -80°C.

The product is shipped with ice packs. Upon receipt, store it immediately at -80°C

Storage Buffer:

PBS Only

For technical support and original validation data for this product please contact:

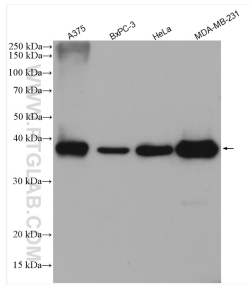
T: 4006900926

E: Proteintech-CN@ptglab.com

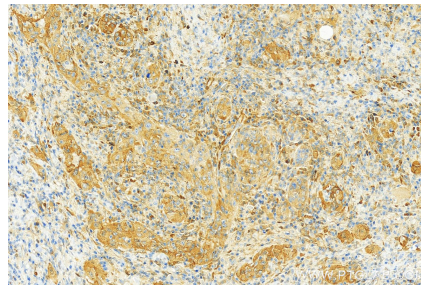
W: ptgcn.com

This product is exclusively available under Proteintech Group brand and is not available to purchase from any other manufacturer.

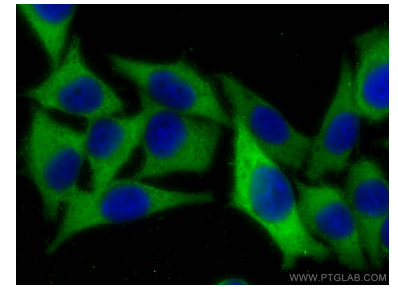
Selected Validation Data



Various lysates were subjected to SDS PAGE followed by western blot with 18263-1-AP (PHLDA1 antibody) at dilution of 1:4000 incubated at room temperature for 1.5 hours. This data was developed using the same antibody clone with 18263-1-PBS in a different storage buffer formulation.



Immunohistochemical analysis of paraffin-embedded skin cancer slide using 18263-1-AP (PHLDA1 antibody) at dilution of 1:800 (under 20x lens). Heat mediated antigen retrieval with Tris-EDTA buffer (pH 9.0). This data was developed using the same antibody clone with 18263-1-PBS in a different storage buffer formulation.



Immunofluorescent analysis of (-20°C Methanol) fixed A375 cells using PHLDA1 antibody (18263-1-AP) at dilution of 1:400 and CoraLite®488-Conjugated AffiniPure Goat Anti-Rabbit IgG(H+L). This data was developed using the same antibody clone with 18263-1-PBS in a different storage buffer formulation.