

For Research Use Only

# REXO4 Polyclonal antibody

Catalog Number:18890-1-AP

Featured Product

2 Publications



## Basic Information

**Catalog Number:**

18890-1-AP

**Size:**

900 ug/ml

**Source:**

Rabbit

**Isotype:**

IgG

**Immunogen Catalog Number:**

AG13473

**GenBank Accession Number:**

BC009274

**GeneID (NCBI):**

57109

**UNIPROT ID:**

Q9GZR2

**Full Name:**

REX4, RNA exonuclease 4 homolog (S. cerevisiae)

**Calculated MW:**

422 aa, 47 kDa

**Observed MW:**

47-50 kDa

**Purification Method:**

Antigen affinity purification

**Recommended Dilutions:**

WB 1:1000-1:4000

IHC 1:20-1:200

IF/ICC 1:400-1:1600

## Applications

**Tested Applications:**

WB, IHC, IF/ICC, ELISA

**Cited Applications:**

WB, IHC

**Species Specificity:**

human, mouse, rat

**Cited Species:**

human

**Note-IHC: suggested antigen retrieval with TE buffer pH 9.0; (\*) Alternatively, antigen retrieval may be performed with citrate buffer pH 6.0**

**Positive Controls:**

WB : HeLa cells, HepG2 cells, Jurkat cells

IHC : human testis tissue,

IF/ICC : HeLa cells,

## Background Information

### Notable Publications

| Author        | Pubmed ID | Journal              | Application |
|---------------|-----------|----------------------|-------------|
| Yun Ruan      | 35070432  | J Gastrointest Oncol | WB,IHC      |
| Shuqiang Chen | 37913903  | J Adv Res            | WB          |

## Storage

**Storage:**

Store at -20°C. Stable for one year after shipment.

**Storage Buffer:**

PBS with 0.02% sodium azide and 50% glycerol pH 7.3.

Aliquoting is unnecessary for -20°C storage

For technical support and original validation data for this product please contact:

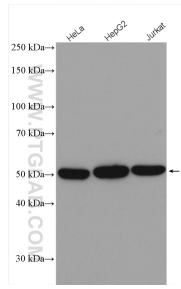
T: 4006900926

E: Proteintech-CN@ptglab.com

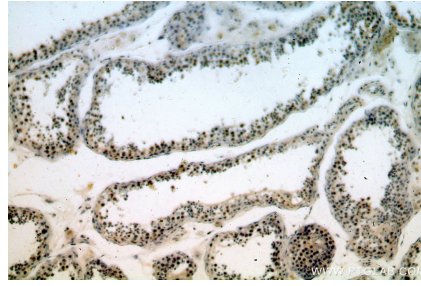
W: ptgcn.com

**This product is exclusively available under Proteintech Group brand and is not available to purchase from any other manufacturer.**

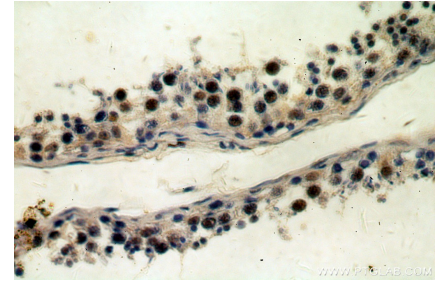
## Selected Validation Data



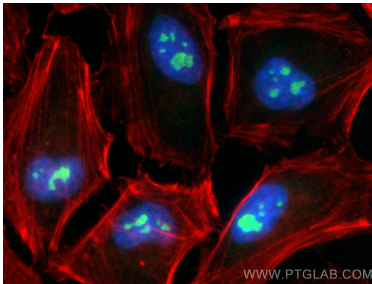
Various lysates were subjected to SDS PAGE followed by western blot with 18890-1-AP (REXO4 antibody) at dilution of 1:2000 incubated at room temperature for 1.5 hours.



Immunohistochemical analysis of paraffin-embedded human testis using 18890-1-AP (REXO4 antibody) at dilution of 1:100 (under 10x lens).



Immunohistochemical analysis of paraffin-embedded human testis using 18890-1-AP (REXO4 antibody) at dilution of 1:100 (under 40x lens).



Immunofluorescent analysis of (4% PFA) fixed HeLa cells using REXO4 antibody (18890-1-AP) at dilution of 1:800 and Multi-rAb CoraLite® Plus 488-Goat Anti-Rabbit Recombinant Secondary Antibody (H+L) (RGAR002), CL594-phalloidin (red).