

For Research Use Only

# GAB4 Polyclonal antibody

Catalog Number:20087-1-AP



## Basic Information

<b>Catalog Number:</b> 20087-1-AP	<b>GenBank Accession Number:</b> NM_001037814	<b>Purification Method:</b> Antigen affinity purification
<b>Size:</b> 500 ug/ml	<b>GeneID (NCBI):</b> 128954	<b>Recommended Dilutions:</b> IHC 1:50-1:500 IF-P 1:50-1:500
<b>Source:</b> Rabbit	<b>UNIPROT ID:</b> Q2WGN9	
<b>Isotype:</b> IgG	<b>Full Name:</b> GRB2-associated binding protein family, member 4	
	<b>Calculated MW:</b> 62 kDa	

## Applications

<b>Tested Applications:</b> IHC, IF-P, ELISA	<b>Positive Controls:</b> IHC : mouse testis tissue, IF-P : mouse testis tissue,
<b>Species Specificity:</b> human, mouse	
<b>Note-IHC: suggested antigen retrieval with TE buffer pH 9.0; (*) Alternatively, antigen retrieval may be performed with citrate buffer pH 6.0</b>	

## Background Information

GAB4, also named as GAB2-like, belongs to the GAB family. The antibody has no cross reaction to GAB2.

## Storage

**Storage:**  
Store at -20°C. Stable for one year after shipment.  
**Storage Buffer:**  
PBS with 0.02% sodium azide and 50% glycerol pH 7.3.  
Aliquoting is unnecessary for -20°C storage

For technical support and original validation data for this product please contact:

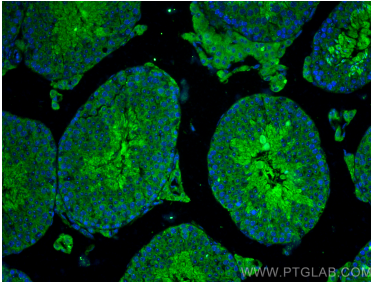
T: 4006900926

E: [Proteintech-CN@ptglab.com](mailto:Proteintech-CN@ptglab.com)

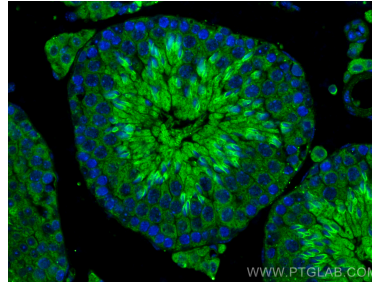
W: [ptgcn.com](http://ptgcn.com)

**This product is exclusively available under Proteintech Group brand and is not available to purchase from any other manufacturer.**

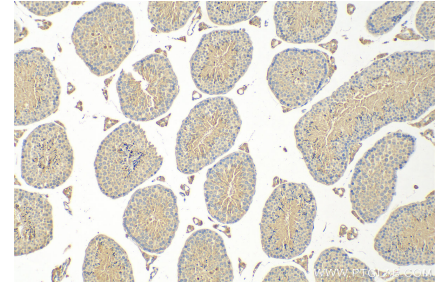
## Selected Validation Data



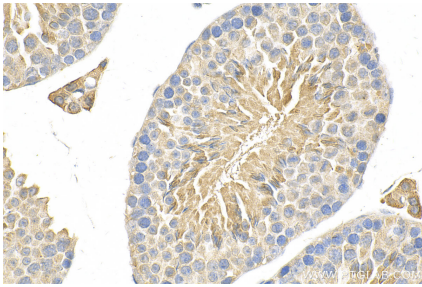
Immunofluorescent analysis of (4% PFA) fixed paraffin-embedded mouse testis tissue using GAB4 antibody (20087-1-AP) at dilution of 1:200 and Multi-rAb CoraLite® Plus 488-Goat Anti-Rabbit Recombinant Secondary Antibody (H+L) (RGAR002). Heat mediated antigen retrieval with Tris-EDTA buffer (pH 9.0).



Immunofluorescent analysis of (4% PFA) fixed paraffin-embedded mouse testis tissue using GAB4 antibody (20087-1-AP) at dilution of 1:200 and Multi-rAb CoraLite® Plus 488-Goat Anti-Rabbit Recombinant Secondary Antibody (H+L) (RGAR002). Heat mediated antigen retrieval with Tris-EDTA buffer (pH 9.0).



Immunohistochemical analysis of paraffin-embedded mouse testis tissue slide using 20087-1-AP (GAB4 antibody) at dilution of 1:200 (under 10x lens). Heat mediated antigen retrieval with Tris-EDTA buffer (pH 9.0).



Immunohistochemical analysis of paraffin-embedded mouse testis tissue slide using 20087-1-AP (GAB4 antibody) at dilution of 1:200 (under 40x lens). Heat mediated antigen retrieval with Tris-EDTA buffer (pH 9.0).