

For Research Use Only

RANBP10 Polyclonal antibody

Catalog Number: 21107-1-AP

Featured Product

2 Publications



Basic Information

Catalog Number:

21107-1-AP

Size:

300 µg/ml

Source:

Rabbit

Isotype:

IgG

Immunogen Catalog Number:

AG15387

GenBank Accession Number:

BC099917

GeneID (NCBI):

57610

UNIPROT ID:

Q6VN20

Full Name:

RAN binding protein 10

Calculated MW:

620 aa, 67 kDa

Observed MW:

67-70 kDa

Purification Method:

Antigen affinity purification

Recommended Dilutions:

WB 1:500-1:1000

IHC 1:20-1:200

Applications

Tested Applications:

IHC, WB, ELISA

Cited Applications:

WB, IF

Species Specificity:

human, mouse, rat

Cited Species:

human, mouse

Note-IHC: suggested antigen retrieval with TE buffer pH 9.0; (*) Alternatively, antigen retrieval may be performed with citrate buffer pH 6.0

Positive Controls:

WB : MCF-7 cells, mouse skeletal muscle tissue, mouse heart tissue, LNCaP cells, mouse brain tissue

IHC : human hepatocirrhosis tissue, human heart tissue

Background Information

Notable Publications

Author	Pubmed ID	Journal	Application
Kun-Yi Lai	33974675	PLoS Pathog	WB
Lu-Shiun Her	28744327	Theranostics	WB,IF

Storage

Storage:

Store at -20°C. Stable for one year after shipment.

Storage Buffer:

PBS with 0.02% sodium azide and 50% glycerol pH 7.3.

Aliquoting is unnecessary for -20°C storage

For technical support and original validation data for this product please contact:


T: 4006900926

E: Proteintech-CN@ptglab.com

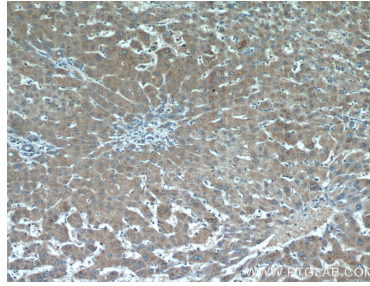
W: ptgcn.com

This product is exclusively available under Proteintech Group brand and is not available to purchase from any other manufacturer.

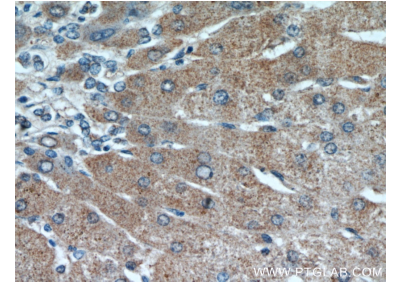
Selected Validation Data



MCF-7 cells were subjected to SDS PAGE followed by western blot with 21107-1-AP (RANBP10 antibody) at dilution of 1:600 incubated at room temperature for 1.5 hours.



Immunohistochemical analysis of paraffin-embedded human hepatocirrhosis using 21107-1-AP (RANBP10 antibody) at dilution of 1:50 (under 10x lens).



Immunohistochemical analysis of paraffin-embedded human hepatocirrhosis using 21107-1-AP (RANBP10 antibody) at dilution of 1:50 (under 40x lens).