

For Research Use Only

TRIF/TICAM1 Polyclonal antibody, PBS Only

Catalog Number: 23288-1-PBS



Basic Information

Catalog Number:

23288-1-PBS

Size:

1 mg/ml

Source:

Rabbit

Isotype:

IgG

Immunogen Catalog Number:

AG19779

GenBank Accession Number:

BC035331

GeneID (NCBI):

148022

UNIPROT ID:

Q8IUC6

Full Name:

toll-like receptor adaptor molecule 1

Calculated MW:

712 aa, 76 kDa

Observed MW:

66-76 kDa

Purification Method:

Antigen affinity purification

Applications

Tested Applications:

WB, IHC, Indirect ELISA

Species Specificity:

human

Background Information

Storage

Storage:

Store at -80°C.

The product is shipped with ice packs. Upon receipt, store it immediately at -80°C

Storage Buffer:

PBS Only

For technical support and original validation data for this product please contact:

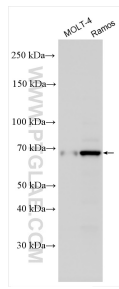
T: 4006900926

E: Proteintech-CN@ptglab.com

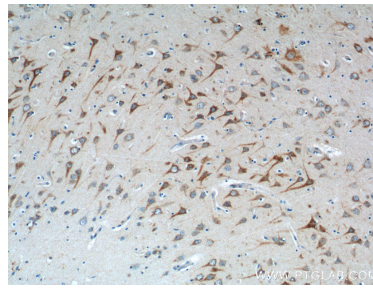
W: ptgcn.com

This product is exclusively available under Proteintech Group brand and is not available to purchase from any other manufacturer.

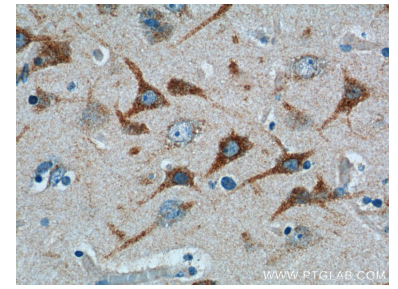
Selected Validation Data



Various lysates were subjected to SDS PAGE followed by western blot with 23288-1-AP (TRIF/TICAM1 antibody) at dilution of 1:1000 incubated at room temperature for 1.5 hours. This data was developed using the same antibody clone with 23288-1-PBS in a different storage buffer formulation.



Immunohistochemical analysis of paraffin-embedded human brain tissue slide using 23288-1-AP (TRIF/TICAM1 antibody) at dilution of 1:200 (under 10x lens). This data was developed using the same antibody clone with 23288-1-PBS in a different storage buffer formulation.



Immunohistochemical analysis of paraffin-embedded human brain tissue slide using 23288-1-AP (TRIF/TICAM1 antibody) at dilution of 1:200 (under 40x lens). This data was developed using the same antibody clone with 23288-1-PBS in a different storage buffer formulation.