

For Research Use Only

# VPS13B Polyclonal antibody

Catalog Number: 24505-1-AP

4 Publications



## Basic Information

<b>Catalog Number:</b> 24505-1-AP	<b>GenBank Accession Number:</b> BC132978	<b>Purification Method:</b> Antigen affinity purification
<b>Size:</b> 700 µg/ml	<b>GeneID (NCBI):</b> 157680	<b>Recommended Dilutions:</b> IHC 1:50-1:500 IF/ICC 1:50-1:500
<b>Source:</b> Rabbit	<b>UNIPROT ID:</b> Q7Z7G8	
<b>Isotype:</b> IgG	<b>Full Name:</b> vacuolar protein sorting 13 homolog B (yeast)	
<b>Immunogen Catalog Number:</b> AG21368	<b>Calculated MW:</b> 4022 aa, 449 kDa	

## Applications

<b>Tested Applications:</b> IHC, IF/ICC, ELISA	<b>Positive Controls:</b> IHC : human liver tissue, mouse brain tissue IF/ICC : HeLa cells,
<b>Cited Applications:</b> WB, IF	
<b>Species Specificity:</b> human, mouse	
<b>Cited Species:</b> human, mouse	

**Note-IHC: suggested antigen retrieval with TE buffer pH 9.0; (\*) Alternatively, antigen retrieval may be performed with citrate buffer pH 6.0**

## Background Information

VPS13 (vacuolar protein sorting 13) acts at membrane contact sites between intracellular organelles to transport lipids. There are four VPS13 family members in human - VPS13A, VPS13B, VPS13C and VPS13D. Mutations in human VPS13 genes are linked to rare neurodegenerative disorders: chorea- acanthocytosis (VPS13A), Cohen syndrome (VPS13B), predispose to early onset into Parkinson disease (VPS13C) and lead to ataxia/spastic paraplegia (VPS13D) (PMID: 30656912).

## Notable Publications

Author	Pubmed ID	Journal	Application
I-Ling Lu	29950674	Nat Commun	IF
Romain Da Costa	31218450	Cell Mol Life Sci	IF
Berrak Ugur	39331042	J Cell Biol	WB

## Storage

**Storage:**  
Store at -20°C. Stable for one year after shipment.  
**Storage Buffer:**  
PBS with 0.02% sodium azide and 50% glycerol pH 7.3.  
Aliquoting is unnecessary for -20°C storage

For technical support and original validation data for this product please contact:

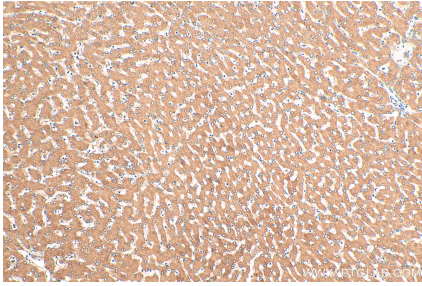
T: 4006900926

E: [Proteintech-CN@ptglab.com](mailto:Proteintech-CN@ptglab.com)

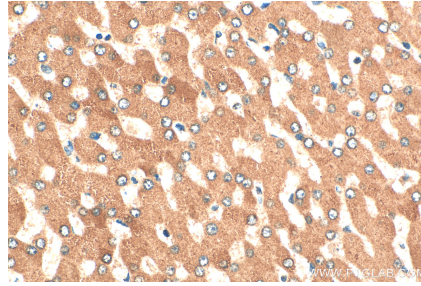
W: [ptgcn.com](http://ptgcn.com)

**This product is exclusively available under Proteintech Group brand and is not available to purchase from any other manufacturer.**

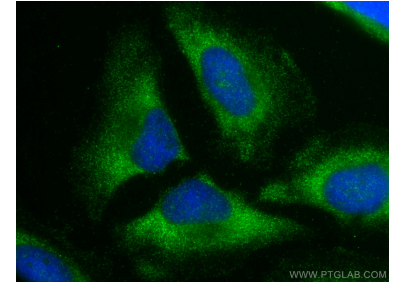
## Selected Validation Data



Immunohistochemical analysis of paraffin-embedded human liver tissue slide using 24505-1-AP (VPS13B antibody) at dilution of 1:200 (under 10x lens). Heat mediated antigen retrieval with Tris-EDTA buffer (pH 9.0).



Immunohistochemical analysis of paraffin-embedded human liver tissue slide using 24505-1-AP (VPS13B antibody) at dilution of 1:200 (under 40x lens). Heat mediated antigen retrieval with Tris-EDTA buffer (pH 9.0).



Immunofluorescent analysis of (-20°C Ethanol) fixed HeLa cells using VPS13B antibody (24505-1-AP) at dilution of 1:200 and CoraLite@488-Conjugated Goat Anti-Rabbit IgG(H+L).