

For Research Use Only

TMEM100 Polyclonal antibody

Catalog Number: 25581-1-AP

3 Publications



Basic Information

Catalog Number: 25581-1-AP	GenBank Accession Number: BC010128	Purification Method: Antigen affinity purification
Size: 900 ug/ml	GeneID (NCBI): 55273	Recommended Dilutions: IHC 1:50-1:500
Source: Rabbit	UNIPROT ID: Q9NV29	
Isotype: IgG	Full Name: transmembrane protein 100	
Immunogen Catalog Number: AG22272	Calculated MW: 134 aa, 14 kDa	

Applications

Tested Applications:

IHC, ELISA

Cited Applications:

WB, IHC, IF

Species Specificity:

human, mouse

Cited Species:

human

Note-IHC: suggested antigen retrieval with TE buffer pH 9.0; (*) Alternatively, antigen retrieval may be performed with citrate buffer pH 6.0

Positive Controls:

IHC : mouse brain tissue, human brain tissue, human lung tissue, human stomach cancer tissue

Background Information

Notable Publications

Author	Pubmed ID	Journal	Application
Haofuzi Zhang	36358948	Biomolecules	IHC
Yasuteru Inoue	39100897	Front Cell Neurosci	IF
Yue-Feng Xu	38689624	World J Clin Oncol	WB

Storage

Storage:

Store at -20°C. Stable for one year after shipment.

Storage Buffer:

PBS with 0.02% sodium azide and 50% glycerol pH 7.3.

Aliquoting is unnecessary for -20°C storage

For technical support and original validation data for this product please contact:

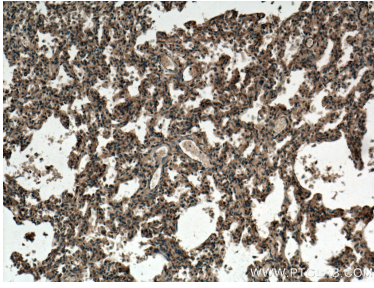
T: 4006900926

E: Proteintech-CN@ptglab.com

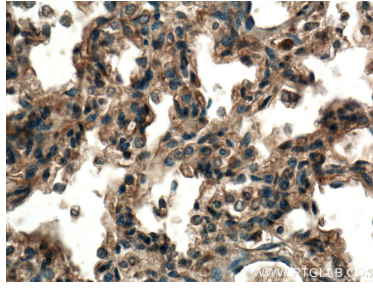
W: ptgcn.com

This product is exclusively available under Proteintech Group brand and is not available to purchase from any other manufacturer.

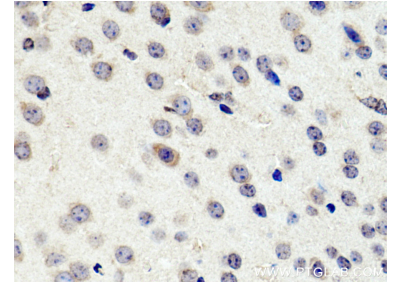
Selected Validation Data



Immunohistochemical analysis of paraffin-embedded human lung tissue slide using 25581-1-AP (TMEM100 antibody) at dilution of 1:100 (under 10x lens). Heat mediated antigen retrieval with Tris-EDTA buffer (pH 9.0).



Immunohistochemical analysis of paraffin-embedded human lung tissue slide using 25581-1-AP (TMEM100 antibody) at dilution of 1:100 (under 40x lens). Heat mediated antigen retrieval with Tris-EDTA buffer (pH 9.0).



Immunohistochemical analysis of paraffin-embedded mouse brain tissue slide using 25581-1-AP (TMEM100 antibody) at dilution of 1:200 (under 40x lens). Heat mediated antigen retrieval with Tris-EDTA buffer (pH 9.0).