

For Research Use Only

DEFB121 Polyclonal antibody

Catalog Number: 25761-1-AP



Basic Information

Catalog Number: 25761-1-AP	GenBank Accession Number: BC130609	Purification Method: Antigen affinity purification
Size: 500 ug/ml	GeneID (NCBI): 245934	Recommended Dilutions: IHC 1:50-1:500
Source: Rabbit	UNIPROT ID: Q5J5C9	
Isotype: IgG	Full Name: defensin, beta 121	
Immunogen Catalog Number: AG22712	Calculated MW: 76 aa, 8 kDa	

Applications

Tested Applications:
IHC, ELISA

Species Specificity:
human

Note-IHC: suggested antigen retrieval with TE buffer pH 9.0; (*) Alternatively, antigen retrieval may be performed with citrate buffer pH 6.0

Positive Controls:

IHC: human small intestine tissue, human stomach cancer tissue

Background Information

Storage

Storage:
Store at -20°C. Stable for one year after shipment.

Storage Buffer:
PBS with 0.02% sodium azide and 50% glycerol pH 7.3.

Aliquoting is unnecessary for -20°C storage

For technical support and original validation data for this product please contact:

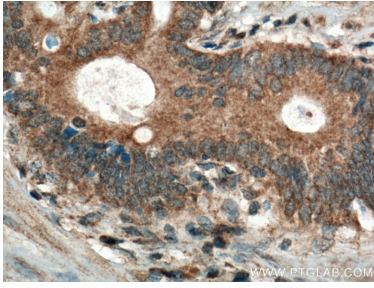
T: 4006900926

E: Proteintech-CN@ptglab.com

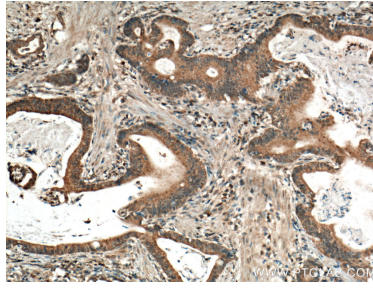
W: ptgcn.com

This product is exclusively available under Proteintech Group brand and is not available to purchase from any other manufacturer.

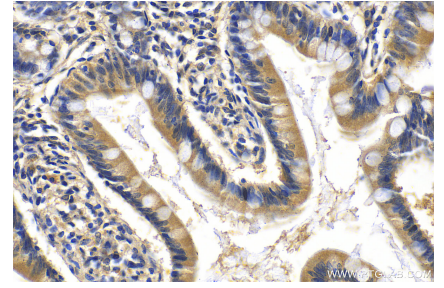
Selected Validation Data



Immunohistochemical analysis of paraffin-embedded human stomach cancer tissue slide using 25761-1-AP (DEFB121 antibody) at dilution of 1:200 (under 40x lens. Heat mediated antigen retrieval with Tris-EDTA buffer (pH 9.0).



Immunohistochemical analysis of paraffin-embedded human stomach cancer tissue slide using 25761-1-AP (DEFB121 antibody) at dilution of 1:200 (under 10x lens. Heat mediated antigen retrieval with Tris-EDTA buffer (pH 9.0).



Immunohistochemical analysis of paraffin-embedded human small intestine tissue slide using 25761-1-AP (DEFB121 antibody) at dilution of 1:100 (under 40x lens). Heat mediated antigen retrieval with Tris-EDTA buffer (pH 9.0).