

For Research Use Only

humanin Polyclonal antibody

Catalog Number: 25886-1-AP **1 Publications**



Basic Information

Catalog Number:

25886-1-AP

Size:

350 µg/ml

Source:

Rabbit

Isotype:

IgG

GenBank Accession Number:

NC_012920

GeneID (NCBI):

4550

Full Name:

L-rRNA

Purification Method:

Antigen affinity purification

Recommended Dilutions:

IHC 1:20-1:200

Applications

Tested Applications:

IHC, ELISA

Cited Applications:

IHC

Species Specificity:

human

Cited Species:

human

Note-IHC: suggested antigen retrieval with TE buffer pH 9.0; (*) Alternatively, antigen retrieval may be performed with citrate buffer pH 6.0

Positive Controls:

IHC : human colon tissue, human heart tissue

Background Information

Humanin, also named as MT-RNR2, is a mitochondrial peptide. It plays a role as a neuroprotective factor. It protects against death induced by multiple different familial Alzheimer disease genes and beta amyloid proteins in Alzheimer disease. Humanin reduces the aggregation and fibrillary formation by suppressing the effect of APP on mononuclear phagocytes and acts by competitively inhibiting the access of FPRL1 to APP.

Notable Publications

Author	Pubmed ID	Journal	Application
Małgorzata Blatkiewicz	38256114	Int J Mol Sci	IHC

Storage

Storage:

Store at -20°C. Stable for one year after shipment.

Storage Buffer:

PBS with 0.02% sodium azide and 50% glycerol pH 7.3.

Aliquoting is unnecessary for -20°C storage

For technical support and original validation data for this product please contact:

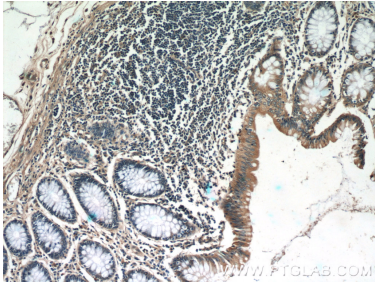
T: 4006900926

E: Proteintech-CN@ptglab.com

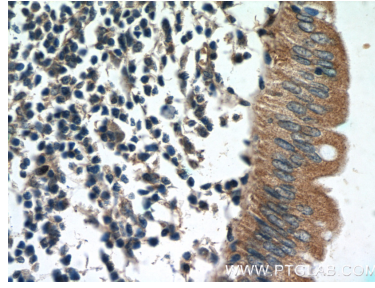
W: ptgcn.com

This product is exclusively available under Proteintech Group brand and is not available to purchase from any other manufacturer.

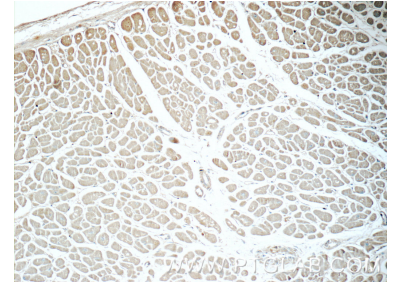
Selected Validation Data



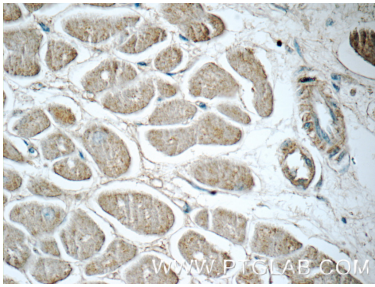
Immunohistochemical analysis of paraffin-embedded human colon tissue slide using 25886-1-AP (humanin Antibody) at dilution of 1:50 (under 10x lens).



Immunohistochemical analysis of paraffin-embedded human colon tissue slide using 25886-1-AP (humanin Antibody) at dilution of 1:50 (under 40x lens).



Immunohistochemical analysis of paraffin-embedded human heart tissue slide using 25886-1-AP (humanin Antibody) at dilution of 1:50 (under 10x lens).



Immunohistochemical analysis of paraffin-embedded human heart tissue slide using 25886-1-AP (humanin Antibody) at dilution of 1:50 (under 40x lens).