

For Research Use Only

DMXL2 Polyclonal antibody

Catalog Number: 27123-1-AP



Basic Information

Catalog Number: 27123-1-AP	GenBank Accession Number: BC140781	Purification Method: Antigen affinity purification
Size: 500 µg/ml	GeneID (NCBI): 23312	Recommended Dilutions: WB 1:500-1:1000 IHC 1:50-1:500
Source: Rabbit	UNIPROT ID: Q8TDJ6	
Isotype: IgG	Full Name: Dmx-like 2	
Immunogen Catalog Number: AG25953	Calculated MW: 3036 aa, 340 kDa	
	Observed MW: 340 kDa	

Applications

Tested Applications:

IHC, WB, ELISA

Species Specificity:

human, mouse

Note-IHC: suggested antigen retrieval with TE buffer pH 9.0; (*) Alternatively, antigen retrieval may be performed with citrate buffer pH 6.0

Positive Controls:

WB: HEK-293 cells, HeLa cells, Jurkat cells, MCF-7 cells, mouse brain tissue

IHC: human testis tissue,

Background Information

Storage

Storage:

Store at -20°C. Stable for one year after shipment.

Storage Buffer:

PBS with 0.02% sodium azide and 50% glycerol pH 7.3.

Aliquoting is unnecessary for -20°C storage

For technical support and original validation data for this product please contact:

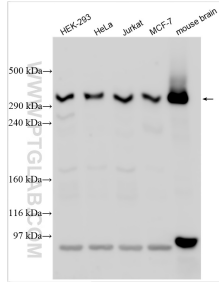
T: 4006900926

E: Proteintech-CN@ptglab.com

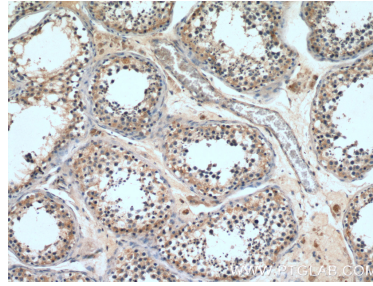
W: ptgcn.com

This product is exclusively available under Proteintech Group brand and is not available to purchase from any other manufacturer.

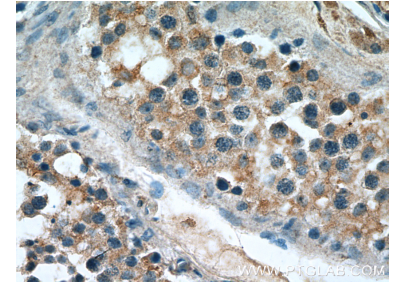
Selected Validation Data



Various lysates were subjected to SDS PAGE followed by western blot with 27123-1-AP (DMXL2 antibody) at dilution of 1:500 incubated at room temperature for 1.5 hours.



Immunohistochemical analysis of paraffin-embedded human testis tissue slide using 27123-1-AP (DMXL2 Antibody) at dilution of 1:200 (under 10x lens).



Immunohistochemical analysis of paraffin-embedded human testis tissue slide using 27123-1-AP (DMXL2 Antibody) at dilution of 1:200 (under 40x lens).