For Research Use Only

Nectin-2/CD112 Polyclonal antibody

Catalog Number:27171-1-AP 5 Publications

proteintech®
Antibodies | ELISA kits | Proteins
www.ptglab.com

Basic Information

Catalog Number:
27171-1-AP

Size:
500 ug/ml

Source:
Rabbit

Isotype:
IgG

Immunogen Catalog Number:
AG26040

GenBank Accession Number:
BC003091

GeneID (NCBI):
5819

UNIPROT ID:
Q92692

Full Name:
poliovirus receptor-related 2 (herpesvirus entry mediator B)

Calculated MW:
58 kDa

Observed MW:
60-70 kDa

Purification Method:
Antigen affinity purification

Recommended Dilutions:
WB 1:1000-1:3000
IHC 1:500-1:2000

Applications

Tested Applications:
WB, IHC, ELISA

Cited Applications:
IHC, IF

Species Specificity:
human, mouse, rat

Cited Species:
human, mouse, rat

Note-IHC: suggested antigen retrieval with TE buffer pH 9.0; (*) Alternatively, antigen retrieval may be performed with citrate buffer pH 6.0

Positive Controls:

WB : rat kidney tissue, RAW 264.7 cells, mouse kidney tissue, Jurkat cells

IHC : human tonsillitis tissue, human kidney tissue, human breast cancer tissue

Background Information

Nectin 2, also named as PVRL2, CD112, HVEB, PRR2 and PVRR2, is an adhesion molecule widely expressed in cell lines of different lineages, including hematopoietic, neuronal, endothelial and epithelial cells. CD112 belongs to a new family of immunoglobulin-like molecules that includes four members (CD111, CD112, PRR3 and CD155) sharing an ectodomain made of three Ig domains, of V and C types. CD112 is expressed in the myelo-monocytic and megakaryocytic hematopoietic lineages and the function in hematopoiesis is currently unknown. CD112 is an intercellular homophilic adhesion. CD112 localizes specifically at adherents junctions via its cytoplasmic interaction with the scaffold F-actin binding protein afadin. Disruption of the murine CD112 gene leads to infertility of male mice with morphologically aberrant spermatozoa. CD112 mediates entry of some alphaherpesvirus mutants (also named HveB) via its V domain. CD112 is involved in cell to cell spreading of viruses.

Notable Publications

Author	Pubmed ID	Journal	Application
Changying Wang	31719643	Mucosal Immunol	IHC
Shen Li	35136728	J Transl Int Med	IF
Xing Wang	39019144	Cancer Lett	IF

Storage

Storage:
Store at -20°C. Stable for one year after shipment.
Storage Buffer:
PBS with 0.02% sodium azide and 50% glycerol pH 7.3.
Aliquoting is unnecessary for -20°C storage

This product is exclusively available under Proteintech Group brand and is not available to purchase from any other manufacturer.

Selected Validation Data



Various lysates were subjected to SDS PAGE followed by western blot with 27171-1-AP (Nectin-2/PVRL2 antibody) at dilution of 1:2000 incubated at room temperature for 1.5 hours.

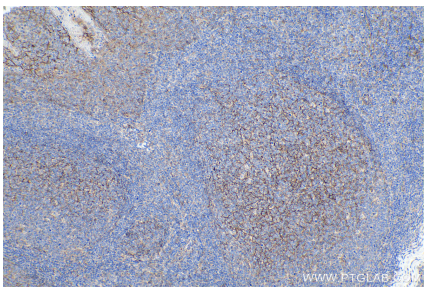

Immunohistochemical analysis of paraffin-embedded human tonsillitis tissue slide using 27171-1-AP (Nectin-2/PVRL2 antibody) at dilution of 1:1000 (under 10x lens). Heat mediated antigen retrieval with Tris-EDTA buffer (pH 9.0).

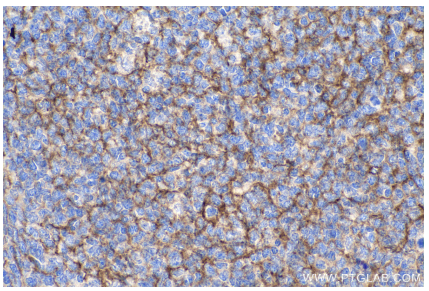

Immunohistochemical analysis of paraffin-embedded human tonsillitis tissue slide using 27171-1-AP (Nectin-2/PVRL2 antibody) at dilution of 1:1000 (under 40x lens). Heat mediated antigen retrieval with Tris-EDTA buffer (pH 9.0).