

For Research Use Only

# SULF1 Polyclonal antibody, PBS Only

Catalog Number: 27438-1-PBS



## Basic Information

Catalog Number:

27438-1-PBS

Size:

1 mg/ml

Source:

Rabbit

Isotype:

IgG

Immunogen Catalog Number:

AG26758

GenBank Accession Number:

BC068565

GeneID (NCBI):

23213

UNIPROT ID:

Q8IWU6

Full Name:

sulfatase 1

Observed MW:

101 kDa

Purification Method:

Antigen affinity purification

## Applications

Tested Applications:

WB, IHC, Indirect ELISA

Species Specificity:

human, mouse

## Background Information

### Storage

Storage:

Store at -80°C.

The product is shipped with ice packs. Upon receipt, store it immediately at -80°C

Storage Buffer:

PBS Only

For technical support and original validation data for this product please contact:

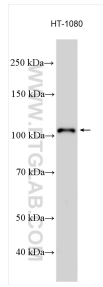
T: 4006900926

E: [Proteintech-CN@ptglab.com](mailto:Proteintech-CN@ptglab.com)

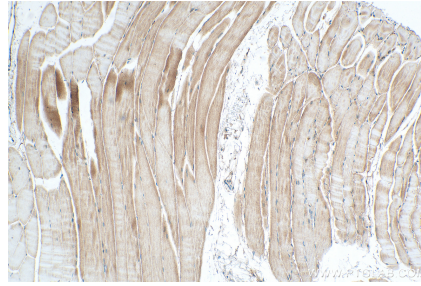
W: [ptgcn.com](http://ptgcn.com)

This product is exclusively available under Proteintech Group brand and is not available to purchase from any other manufacturer.

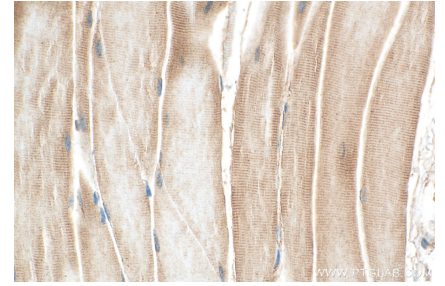
## Selected Validation Data



HT-1080 cell lysates were subjected to SDS PAGE followed by western blot with 27438-1-AP (SULF1 antibody) at dilution of 1:500 incubated at room temperature for 1.5 hours. This data was developed using the same antibody clone with 27438-1-PBS in a different storage buffer formulation.



Immunohistochemical analysis of paraffin-embedded mouse skeletal muscle tissue slide using 27438-1-AP (SULF1 antibody) at dilution of 1:200 (under 10x lens). Heat mediated antigen retrieval with Tris-EDTA buffer (pH 9.0). This data was developed using the same antibody clone with 27438-1-PBS in a different storage buffer formulation.



Immunohistochemical analysis of paraffin-embedded mouse skeletal muscle tissue slide using 27438-1-AP (SULF1 antibody) at dilution of 1:200 (under 40x lens). Heat mediated antigen retrieval with Tris-EDTA buffer (pH 9.0). This data was developed using the same antibody clone with 27438-1-PBS in a different storage buffer formulation.