

For Research Use Only

GET4 Polyclonal antibody

Catalog Number: 27768-1-AP **2 Publications**



Basic Information

Catalog Number: 27768-1-AP	GenBank Accession Number: BC003550	Purification Method: Antigen affinity purification
Size: 450 µg/ml	GeneID (NCBI): 51608	Recommended Dilutions: WB 1:1000-1:8000 IHC 1:50-1:500
Source: Rabbit	UNIPROT ID: Q7L5D6	
Isotype: IgG	Full Name: chromosome 7 open reading frame 20	
Immunogen Catalog Number: AG26904	Calculated MW: 327 aa, 37 kDa	
	Observed MW: 33 kDa	

Applications

Tested Applications: IHC, WB, ELISA	Positive Controls: WB : HEK-293 cells, MCF-7 cells, HeLa cells IHC : human colon tissue,
Cited Applications: WB	
Species Specificity: Human	
Cited Species: human, mouse	
Note-IHC: suggested antigen retrieval with TE buffer pH 9.0; (*) Alternatively, antigen retrieval may be performed with citrate buffer pH 6.0	

Background Information

Notable Publications

Author	Pubmed ID	Journal	Application
Fabio Lauria	32958857	Nat Cell Biol	WB
Julia Jülg	37317656	EMBO Rep	WB

Storage

Storage:
Store at -20°C. Stable for one year after shipment.
Storage Buffer:
PBS with 0.02% sodium azide and 50% glycerol pH 7.3.
Aliquoting is unnecessary for -20°C storage

For technical support and original validation data for this product please contact:

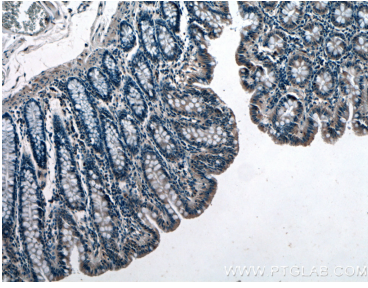
T: 4006900926

E: Proteintech-CN@ptglab.com

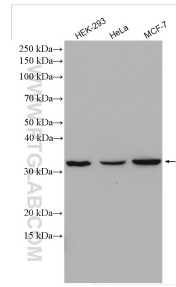
W: ptgcn.com

This product is exclusively available under Proteintech Group brand and is not available to purchase from any other manufacturer.


Selected Validation Data



Immunohistochemical analysis of paraffin-embedded human colon tissue slide using 27768-1-AP (GET4 antibody) at dilution of 1:200 (under 10x lens).



Various lysates were subjected to SDS PAGE followed by western blot with 27768-1-AP (GET4 antibody) at dilution of 1:4000 incubated at room temperature for 1.5 hours.



HEK-293 cells and MCF-7 cells were subjected to SDS PAGE followed by western blot with 27768-1-AP (GET4 antibody) at dilution of 1:2500 incubated at room temperature for 1.5 hours.