

For Research Use Only

MYO3A Polyclonal antibody

Catalog Number: 28562-1-AP



Basic Information

Catalog Number: 28562-1-AP	GenBank Accession Number: NM_017433	Purification Method: Antigen affinity purification
Size: 1000 µg/ml	GeneID (NCBI): 53904	Recommended Dilutions: IHC 1:500-1:2000 IF-P 1:50-1:500
Source: Rabbit	UNIPROT ID: Q8NEV4	
Isotype: IgG	Full Name: myosin IIIA	
Immunogen Catalog Number: AG29335	Calculated MW: 186 kDa Observed MW: 190 kDa	

Applications

Tested Applications:
IF-P, IHC, ELISA

Species Specificity:
mouse

Note-IHC: suggested antigen retrieval with TE buffer pH 9.0; (*) Alternatively, antigen retrieval may be performed with citrate buffer pH 6.0

Positive Controls:

IHC : mouse eye tissue,

IF-P : mouse eye tissue,

Background Information

Storage

Storage:
Store at -20°C. Stable for one year after shipment.
Storage Buffer:
PBS with 0.02% sodium azide and 50% glycerol pH 7.3.
Aliquoting is unnecessary for -20°C storage

For technical support and original validation data for this product please contact:

T: 4006900926

E: Proteintech-CN@ptglab.com

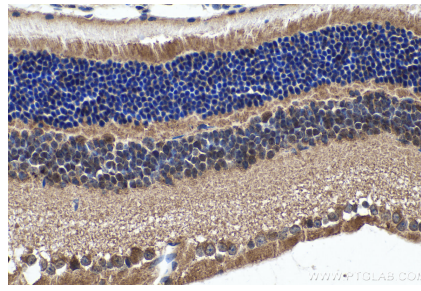
W: ptgcn.com

This product is exclusively available under Proteintech Group brand and is not available to purchase from any other manufacturer.

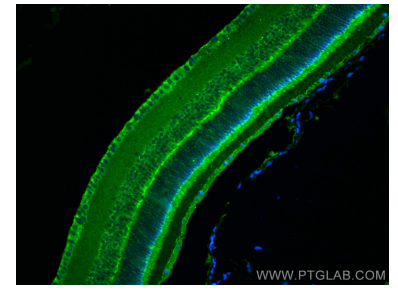
Selected Validation Data



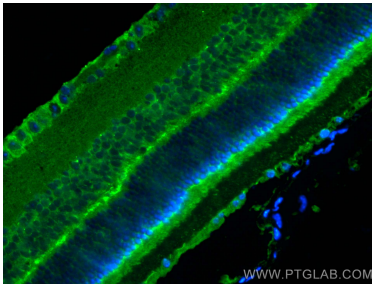
Immunohistochemical analysis of paraffin-embedded mouse eye tissue slide using 28562-1-AP (MYO3A antibody) at dilution of 1:1000 (under 10x lens). Heat mediated antigen retrieval with Tris-EDTA buffer (pH 9.0).



Immunohistochemical analysis of paraffin-embedded mouse eye tissue slide using 28562-1-AP (MYO3A antibody) at dilution of 1:1000 (under 40x lens). Heat mediated antigen retrieval with Tris-EDTA buffer (pH 9.0).



Immunofluorescent analysis of (4% PFA) fixed mouse eye tissue using MYO3A antibody (28562-1-AP) at dilution of 1:200 and CoraLite®488-Conjugated AffiniPure Goat Anti-Rabbit IgG(H+L).



Immunofluorescent analysis of (4% PFA) fixed mouse eye tissue using MYO3A antibody (28562-1-AP) at dilution of 1:200 and CoraLite®488-Conjugated AffiniPure Goat Anti-Rabbit IgG(H+L).