

For Research Use Only

RNF31 / HOIP Polyclonal antibody

Catalog Number: 30797-1-AP

Featured Product



Basic Information

Catalog Number:

30797-1-AP

Size:

600 µg/ml

Source:

Rabbit

Isotype:

IgG

Immunogen Catalog Number:

AG34505

GenBank Accession Number:

BC017376

GeneID (NCBI):

55072

UNIPROT ID:

Q96EPO

Full Name:

ring finger protein 31

Calculated MW:

1072 aa, 120 kDa

Observed MW:

100 kDa

Purification Method:

Antigen affinity purification

Recommended Dilutions:

WB 1:1000-1:5000

IF 1:50-1:500

Applications

Tested Applications:

WB, IF/ICC, ELISA

Species Specificity:

Human

Positive Controls:

WB : HeLa cells, HEK-293 cells, Jurkat cells, Raji cells

IF : HepG2 cells,

Background Information

Storage

Storage:

Store at -20°C. Stable for one year after shipment.

Storage Buffer:

PBS with 0.02% sodium azide and 50% glycerol pH 7.3.

Aliquoting is unnecessary for -20°C storage

For technical support and original validation data for this product please contact:

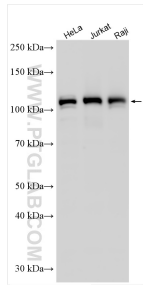
T: 4006900926

E: Proteintech-CN@ptglab.com

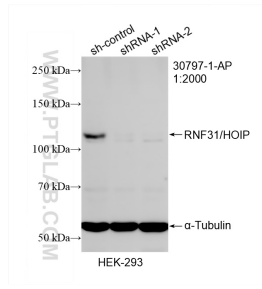
W: ptgcn.com

This product is exclusively available under Proteintech Group brand and is not available to purchase from any other manufacturer.

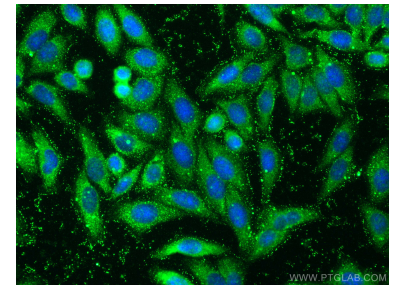
Selected Validation Data



Various lysates were subjected to SDS PAGE followed by western blot with 30797-1-AP (RNF31 / HOIP antibody) at dilution of 1:2500 incubated at room temperature for 1.5 hours.



WB result of RNF31 / HOIP antibody (30797-1-AP; 1:2000; incubated at room temperature for 1.5 hours) with sh-Control and sh-RNF31 / HOIP transfected HEK-293 cells.



Immunofluorescent analysis of (-20°C Ethanol) fixed HepG2 cells using RNF31 / HOIP antibody (30797-1-AP) at dilution of 1:200 and CoraLite®488-Conjugated AffiniPure Goat Anti-Rabbit IgG(H+L) (SA00013-2).