

For Research Use Only

# ARSE Polyclonal antibody

Catalog Number: 31522-1-AP



## Basic Information

<b>Catalog Number:</b> 31522-1-AP	<b>GenBank Accession Number:</b> BC130438	<b>Purification Method:</b> Antigen affinity Purification
<b>Size:</b> 400 ug/ml	<b>GeneID (NCBI):</b> 415	<b>Recommended Dilutions:</b> IHC 1:50-1:500 IF/ICC 1:200-1:800
<b>Source:</b> Rabbit	<b>UNIPROT ID:</b> P51690	
<b>Isotype:</b> IgG	<b>Full Name:</b> arylsulfatase E (chondrodysplasia punctata 1)	
<b>Immunogen Catalog Number:</b> AG24371		

## Applications

<b>Tested Applications:</b> IHC, IF/ICC, ELISA	<b>Positive Controls:</b> IHC : mouse liver tissue, IF/ICC : HepG2 cells,
<b>Species Specificity:</b> human, mouse	

**Note-IHC: suggested antigen retrieval with TE buffer pH 9.0; (\*) Alternatively, antigen retrieval may be performed with citrate buffer pH 6.0**

## Background Information

ARSE (arylsulfatase E), is a member of the sulfatase family. This enzyme is glycosylated post-translationally. Sulfatases, including ARSE, are essential for the correct composition of the bone and cartilage matrix.

## Storage

**Storage:**  
Store at -20°C. Stable for one year after shipment.  
**Storage Buffer:**  
PBS with 0.02% sodium azide and 50% glycerol pH 7.3.  
Aliquoting is unnecessary for -20°C storage

For technical support and original validation data for this product please contact:

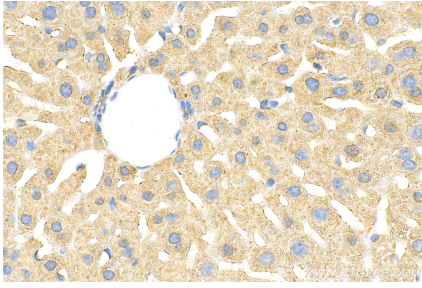
T: 4006900926

E: [Proteintech-CN@ptglab.com](mailto:Proteintech-CN@ptglab.com)

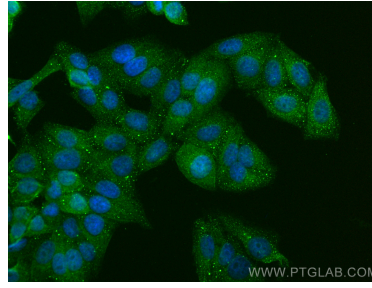
W: [ptgcn.com](http://ptgcn.com)

**This product is exclusively available under Proteintech Group brand and is not available to purchase from any other manufacturer.**

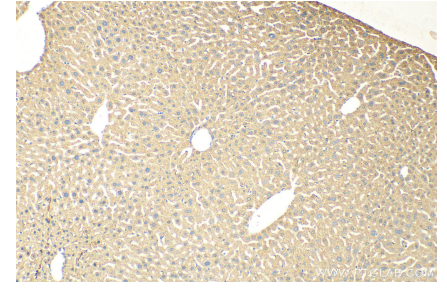
## Selected Validation Data



Immunohistochemical analysis of paraffin-embedded mouse liver tissue slide using 31522-1-AP (ARSE antibody) at dilution of 1:200 (under 40x lens). Heat mediated antigen retrieval with Tris-EDTA buffer (pH 9.0).



Immunofluorescent analysis of (4% PFA) fixed HepG2 cells using ARSE antibody (31522-1-AP) at dilution of 1:400 and Multi-rAb CoraLite® Plus 488-Goat Anti-Rabbit Recombinant Secondary Antibody (H+L) (RGAR002).



Immunohistochemical analysis of paraffin-embedded mouse liver tissue slide using 31522-1-AP (ARSE antibody) at dilution of 1:200 (under 10x lens). Heat mediated antigen retrieval with Tris-EDTA buffer (pH 9.0).