

HLA-DQB1 Polyclonal antibody

Catalog Number: 32281-1-AP

Basic Information

Catalog Number:

32281-1-AP

Size:

450 ug/ml

Source:

Rabbit

Isotype:

IgG

Immunogen Catalog Number:

AG34755

GenBank Accession Number:

BC012106

GeneID (NCBI):

3119

UNIPROT ID:

P01920

Full Name:

major histocompatibility complex,
class II, DQ beta 1

Calculated MW:

30 kDa

Observed MW:

30 kDa

Purification Method:

Antigen affinity Purification

Recommended Dilutions:

WB 1:1000-1:6000

IHC 1:500-1:2000

Applications

Tested Applications:

WB, IHC, ELISA

Species Specificity:

human

Positive Controls:

WB : Daudi cells, Ramos cells

IHC : human tonsillitis tissue,

**Note-IHC: suggested antigen retrieval with
TE buffer pH 9.0; (*) Alternatively, antigen
retrieval may be performed with citrate
buffer pH 6.0**

Background Information

The HLA-DQB1 gene is part of the human leukocyte antigen (HLA) complex, which is involved in the immune system's ability to distinguish the body's own proteins from those made by foreign invaders such as viruses and bacteria. It belongs to the MHC class II genes, which provide instructions for making proteins present on the surface of certain immune system cells. These proteins attach to protein fragments (peptides) outside the cell and display them to the immune system. If the immune system recognizes the peptides as foreign, it triggers a response to attack the invading pathogens. .

Storage

Storage:


Store at -20°C. Stable for one year after shipment.

Storage Buffer:

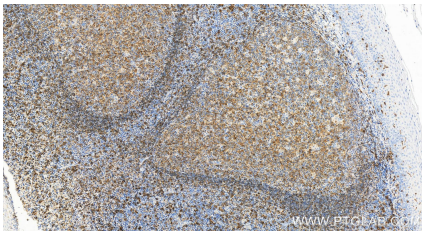
PBS with 0.02% sodium azide and 50% glycerol pH 7.3.

Aliquoting is unnecessary for -20°C storage

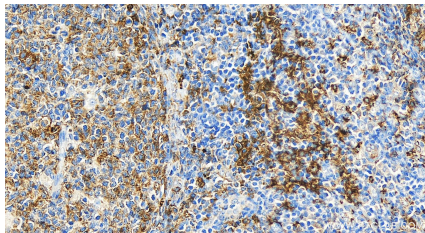
Selected Validation Data



Various lysates were subjected to SDS PAGE followed by western blot with 32281-1-AP (HLA-DQB1 antibody) at dilution of 1:3000 incubated at room temperature for 1.5 hours.



Immunohistochemical analysis of paraffin-embedded human tonsillitis tissue slide using 32281-1-AP (HLA-DQB1 antibody) at dilution of 1:1000 (under 20x lens). Heat mediated antigen retrieval with Tris-EDTA buffer (pH 9.0).



Immunohistochemical analysis of paraffin-embedded human tonsillitis tissue slide using 32281-1-AP (HLA-DQB1 antibody) at dilution of 1:1000 (under 20x lens). Heat mediated antigen retrieval with Tris-EDTA buffer (pH 9.0).