

IL-18 Monoclonal antibody

Catalog Number: 60070-1-Ig

Featured Product

32 Publications

Basic Information

Catalog Number:

60070-1-Ig

Size:

1000 μ g/ml

Source:

Mouse

Isotype:

IgG2b

Immunogen Catalog Number:

AG1063

GenBank Accession Number:

BC007461

GeneID (NCBI):

3606

UNIPROT ID:

Q14116

Full Name:

IL-18

Calculated MW:

193 aa, 22 kDa

Observed MW:

24 kDa

Purification Method:

Protein A purification

CloneNo.:

5C6F8

Recommended Dilutions:

WB 1:2000-1:10000

IHC 1:500-1:2000

IF 1:200-1:800

Applications

Tested Applications:

IF-P, IHC, WB, ELISA

Cited Applications:

WB, IF, IHC

Species Specificity:

human

Cited Species:

human, rat

Note-IHC: suggested antigen retrieval with TE buffer pH 9.0; (*) Alternatively, antigen retrieval may be performed with citrate buffer pH 6.0

Positive Controls:

WB : U2OS cells, HeLa cells, HepG2 cells, A549 cells

IHC : human tonsillitis tissue, human stomach cancer tissue

IF : human tonsillitis tissue,

Background Information

IL18, is a proinflammatory cytokine involved in the development of Th1 cells and in immune response. It can stimulate the NK cells and certain T cells to release IFN gamma which plays an important role in activating the macrophages or other cells. IL18 has been demonstrated to have the potential to enhance Fas ligand-mediated cytotoxicity, which is increased in PE and regulates placental apoptosis. IL18 is synthesized as a 24 kDa precursor and then cleaved into a biologically active 18 kDa form.

Notable Publications

Author	Pubmed ID	Journal	Application
Zhiqun Ding	36274828	J Inflamm Res	WB
Kyosuke Yamanishi	34708129	Biomed Res Int	IF
Zhangjin Qin	35624482	J Neuroinflammation	WB

Storage

Storage:

Store at -20°C. Stable for one year after shipment.

Storage Buffer:

PBS with 0.1% sodium azide and 50% glycerol pH 7.3.

Aliquoting is unnecessary for -20°C storage

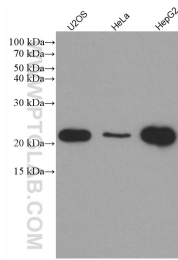
For technical support and original validation data for this product please contact:

T: 4006900926

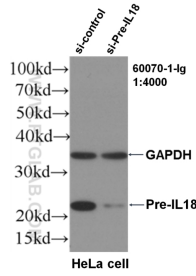
E: Proteintech-CN@ptglab.comW: ptgcn.com

This product is exclusively available under Proteintech Group brand and is not available to purchase from any other manufacturer.


Selected Validation Data



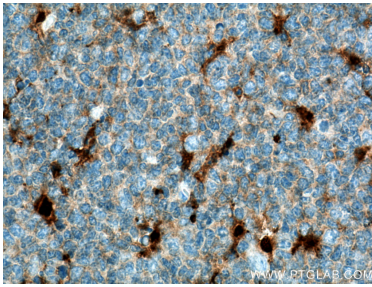
Various lysates were subjected to SDS PAGE followed by western blot with 60070-1-Ig (IL18 antibody) at dilution of 1:5000 incubated at room temperature for 1.5 hours.



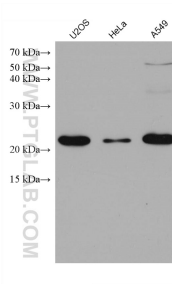
WB result of Pre-IL18 antibody (60070-1-Ig, 1:4000) with si-Control and si-Pre-IL18 transfected HeLa cells..



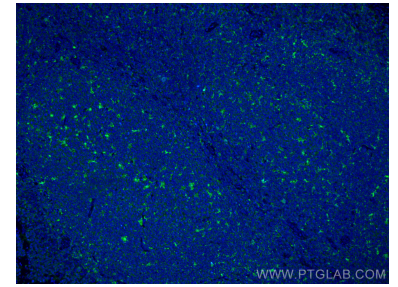
Immunohistochemical analysis of paraffin-embedded human tonsillitis tissue slide using 60070-1-Ig (IL18 antibody) at dilution of 1:1000 (under 10x lens). Heat mediated antigen retrieval with Tris-EDTA buffer (pH 9.0).



Immunohistochemical analysis of paraffin-embedded human tonsillitis tissue slide using 60070-1-Ig (IL18 antibody) at dilution of 1:1000 (under 40x lens). Heat mediated antigen retrieval with Tris-EDTA buffer (pH 9.0).



Various lysates were subjected to SDS PAGE followed by western blot with 60070-1-Ig (IL-18 antibody) at dilution of 1:10000 incubated at room temperature for 1.5 hours.



Immunofluorescent analysis of (4% PFA) fixed human tonsillitis tissue using IL-18 antibody (60070-1-Ig, Clone: 5C6F8) at dilution of 1:400 and CoraLite@488-Conjugated AffiniPure Goat Anti-Mouse IgG(H+L).