

For Research Use Only

CX3CL1 Monoclonal antibody, PBS Only



Catalog Number: 60339-1-PBS

Basic Information

Catalog Number:

60339-1-PBS

Size:

1 mg/ml

Source:

Mouse

Isotype:

IgG1

Immunogen Catalog Number:

AG0161

GenBank Accession Number:

BC001163

GeneID (NCBI):

6376

UNIPROT ID:

P78423

Full Name:

chemokine (C-X3-C motif) ligand 1

Calculated MW:

42 kDa

Observed MW:

90 kDa

Purification Method:

Protein G purification

CloneNo.:

2F5D5

Applications

Tested Applications:

WB, IHC, Indirect ELISA

Species Specificity:

human

Background Information

Storage

Storage:

Store at -80°C.

Storage Buffer:

PBS Only

For technical support and original validation data for this product please contact:

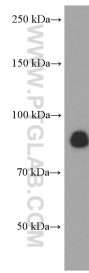
T: 4006900926

E: Proteintech-CN@ptglab.com

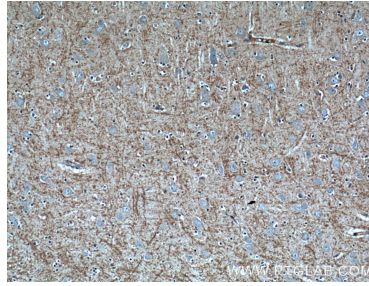
W: ptgcn.com

This product is exclusively available under Proteintech Group brand and is not available to purchase from any other manufacturer.

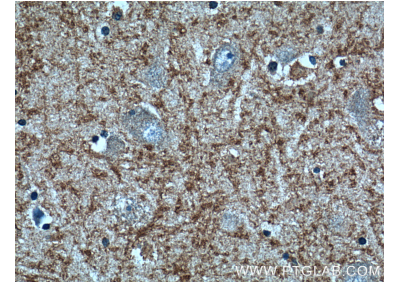
Selected Validation Data



PC-3 cells were subjected to SDS PAGE followed by western blot with 60339-1-Ig (CX3CL1 antibody) at dilution of 1:1000 incubated at room temperature for 1.5 hours. This data was developed using the same antibody clone with 60339-1-PBS in a different storage buffer formulation.



Immunohistochemical analysis of paraffin-embedded human brain tissue slide using 60339-1-Ig (CX3CL1 Antibody) at dilution of 1:200 (under 10x lens). This data was developed using the same antibody clone with 60339-1-PBS in a different storage buffer formulation.



Immunohistochemical analysis of paraffin-embedded human brain tissue slide using 60339-1-Ig (CX3CL1 Antibody) at dilution of 1:200 (under 40x lens). This data was developed using the same antibody clone with 60339-1-PBS in a different storage buffer formulation.