

For Research Use Only

HSD17B2 Monoclonal antibody, PBS Only (Capture)

Catalog Number: 60587-1-PBS



Basic Information

Catalog Number: 60587-1-PBS	GenBank Accession Number: BC009581	Purification Method: Protein G purification
Size: 1 mg/ml	GeneID (NCBI): 3294	CloneNo.: 2C1A2
Source: Mouse	UNIPROT ID: P37059	
Isotype: IgG1	Full Name: hydroxysteroid (17-beta) dehydrogenase 2	
Immunogen Catalog Number: AG1411	Calculated MW: 43 kDa	

Applications

Tested Applications:
Cytometric bead array, Indirect ELISA

Species Specificity:
human

Background Information

Storage

Storage:
Store at -80°C.
The product is shipped with ice packs. Upon receipt, store it immediately at -80°C

Storage Buffer:
PBS Only

For technical support and original validation data for this product please contact:

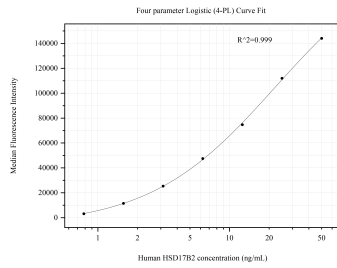
T: 4006900926

E: Proteintech-CN@ptglab.com

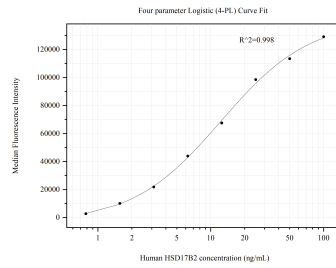
W: ptgcn.com

This product is exclusively available under Proteintech Group brand and is not available to purchase from any other manufacturer.

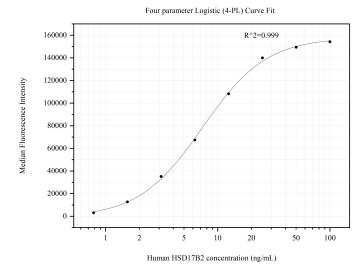
Selected Validation Data



Cytometric bead array standard curve of MP50836-1, HSD17B2 Monoclonal Matched Antibody Pair, PBS Only. Capture antibody: 60587-1-PBS. Detection antibody: 60587-2-PBS. Standard:Ag1411. Range: 0.781-50 ng/mL



Cytometric bead array standard curve of MP50836-2, HSD17B2 Monoclonal Matched Antibody Pair, PBS Only. Capture antibody: 60587-1-PBS. Detection antibody: 60587-3-PBS. Standard:Ag1411. Range: 0.781-100 ng/mL



Cytometric bead array standard curve of MP50836-3, HSD17B2 Monoclonal Matched Antibody Pair, PBS Only. Capture antibody: 60587-1-PBS. Detection antibody: 60587-4-PBS. Standard:Ag1411. Range: 0.781-100 ng/mL