

For Research Use Only

Transthyretin Monoclonal antibody, PBS Only (Capture/Detector)

Catalog Number: 60721-1-PBS



Basic Information

Catalog Number:

60721-1-PBS

Size:

1 mg/ml

Source:

Mouse

Isotype:

IgG1

GenBank Accession Number:

NM_000371.4

GeneID (NCBI):

7276

UNIPROT ID:

P02766

Full Name:

transthyretin

Calculated MW:

16 kDa

Purification Method:

Protein G purification

CloneNo.:

3E4A2

Applications

Tested Applications:

Cytometric bead array, Indirect ELISA

Species Specificity:

human

Background Information

Storage

Storage:

Store at -80°C.

The product is shipped with ice packs. Upon receipt, store it immediately at -80°C

Storage Buffer:

PBS Only

For technical support and original validation data for this product please contact:

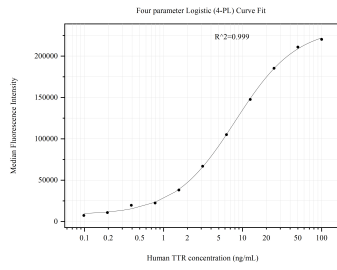
T: 4006900926

E: Proteintech-CN@ptglab.com

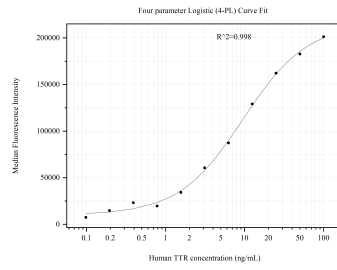
W: ptgcn.com

This product is exclusively available under Proteintech Group brand and is not available to purchase from any other manufacturer.

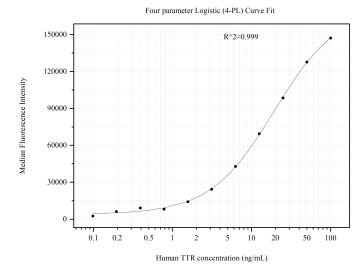
Selected Validation Data



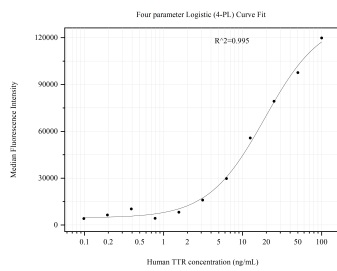
Cytometric bead array standard curve of MP51034-1, Transthyretin Monoclonal Matched Antibody Pair, PBS Only. Capture antibody: 60721-1-PBS. Detection antibody: 60721-2-PBS. Standard:Eg0931. Range: 0.098-100 ng/mL



Cytometric bead array standard curve of MP51034-2, Transthyretin Monoclonal Matched Antibody Pair, PBS Only. Capture antibody: 60721-1-PBS. Detection antibody: 60721-3-PBS. Standard:Eg0931. Range: 0.098-100 ng/mL



Cytometric bead array standard curve of MP51034-3, Transthyretin Monoclonal Matched Antibody Pair, PBS Only. Capture antibody: 60721-4-PBS. Detection antibody: 60721-1-PBS. Standard:Eg0931. Range: 0.098-100 ng/mL



Cytometric bead array standard curve of MP51034-4, Transthyretin Monoclonal Matched Antibody Pair, PBS Only. Capture antibody: 60721-1-PBS. Detection antibody: 60721-5-PBS. Standard:Eg0931. Range: 0.098-100 ng/mL