

For Research Use Only

CD268/BAFF-R Monoclonal antibody, PBS Only (Capture/Detector)

Catalog Number:60763-2-PBS



Basic Information

Catalog Number:

60763-2-PBS

Size:

1 mg/ml

Source:

Mouse

Isotype:

IgM

Immunogen Catalog Number:

AG18512

GenBank Accession Number:

BC105123

GeneID (NCBI):

115650

UNIPROT ID:

Q96RJ3

Full Name:

tumor necrosis factor receptor
superfamily, member 13C

Calculated MW:

184 aa, 19 kDa

Purification Method:

Caprylic acid/ammonium sulfate
precipitation

CloneNo.:

2D5B1

Applications

Tested Applications:

Cytometric bead array, Indirect ELISA

Species Specificity:

human

Background Information

B-cell-activating factor receptor (BAFF-R, also known as CD268 and TNFRSF13C) is a member of the tumor necrosis factor receptor (TNFR) superfamily. It is expressed in most malignant B cells, including those in primary central nervous system lymphoma (PCNSL), and is involved in the survival and proliferation of these cells (PMID: 32528875). The interaction of BAFF with BAFF-R promotes NF- κ B activation, which plays a crucial role in B-cell maturation, survival, and costimulation of T-cell activation and proliferation (PMID: 30349534). Additionally, BAFF-R is associated with chronic kidney disease (CKD) by activating NF- κ B signaling in renal tubular epithelial cells (PMID: 38791453).

Storage

Storage:

Store at -80°C.

The product is shipped with ice packs. Upon receipt, store it immediately at -80°C

Storage Buffer:

PBS Only

For technical support and original validation data for this product please contact:

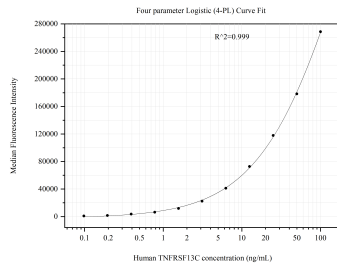
T: 4006900926

E: Proteintech-CN@ptglab.com

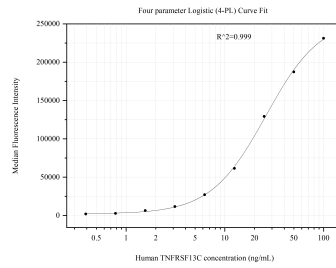
W: ptgcn.com

This product is exclusively available under Proteintech Group brand and is not available to purchase from any other manufacturer.

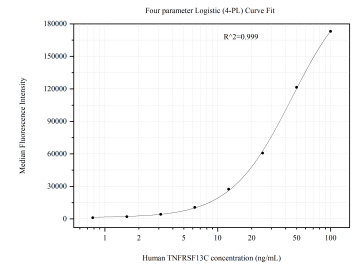
Selected Validation Data



Cytometric bead array standard curve of MP51091-1, TNFRSF13C Monoclonal Matched Antibody Pair, PBS Only. Capture antibody: 60763-1-PBS. Detection antibody: 60763-2-PBS. Standard:Ag18512. Range: 0.098-100 ng/mL



Cytometric bead array standard curve of MP51091-3, TNFRSF13C Monoclonal Matched Antibody Pair, PBS Only. Capture antibody: 60763-2-PBS. Detection antibody: 60763-4-PBS. Standard:Ag18512. Range: 0.391-100 ng/mL



Cytometric bead array standard curve of MP51091-4, TNFRSF13C Monoclonal Matched Antibody Pair, PBS Only. Capture antibody: 60763-2-PBS. Detection antibody: 60763-3-PBS. Standard:Ag18512. Range: 0.781-100 ng/mL