

For Research Use Only

N-cadherin Monoclonal antibody, PBS Only (Capture/Detector)

Catalog Number: 66219-2-PBS



Basic Information

Catalog Number:

66219-2-PBS

Size:

1 mg/ml

Source:

Mouse

Isotype:

IgG1

Immunogen Catalog Number:

AG4996

GenBank Accession Number:

BC036470

GeneID (NCBI):

1000

UNIPROT ID:

P19022

Full Name:

cadherin 2, type 1, N-cadherin (neuronal)

Calculated MW:

906 aa, 100 kDa

Purification Method:

Protein G Magarose purification

CloneNo.:

2C9A1

Applications

Tested Applications:

Cytometric bead array, Indirect ELISA

Species Specificity:

human

Background Information

Storage

Storage:

Store at -80°C.

The product is shipped with ice packs. Upon receipt, store it immediately at -80°C

Storage Buffer:

PBS Only

For technical support and original validation data for this product please contact:

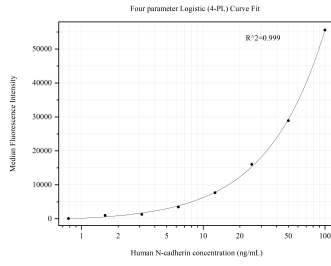
T: 4006900926

E: Proteintech-CN@ptglab.com

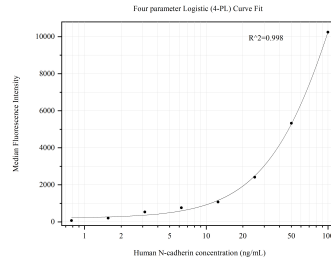
W: ptgcn.com

This product is exclusively available under Proteintech Group brand and is not available to purchase from any other manufacturer.

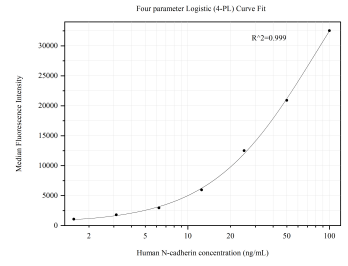
Selected Validation Data



Cytometric bead array standard curve of MP50439-1, N-cadherin Monoclonal Matched Antibody Pair, PBS Only. Capture antibody: 66219-2-PBS. Detection antibody: 68532-2-PBS. Standard:Eg0701. Range: 0.781-100 ng/mL



Cytometric bead array standard curve of MP50439-2, N-cadherin Monoclonal Matched Antibody Pair, PBS Only. Capture antibody: 66219-1-PBS. Detection antibody: 66219-2-PBS. Standard:Eg0701. Range: 0.781-100 ng/mL



Cytometric bead array standard curve of MP50439-3, N-cadherin Monoclonal Matched Antibody Pair, PBS Only. Capture antibody: 66219-3-PBS. Detection antibody: 66219-2-PBS. Standard:Eg0701. Range: 1.563-100 ng/mL