

For Research Use Only

PRDX3 Monoclonal antibody, PBS Only (Capture)



Catalog Number: 66810-1-PBS

Featured Product

Basic Information

Catalog Number: 66810-1-PBS	GenBank Accession Number: BC007062	Purification Method: Protein A purification
Size: 1mg/ml	GeneID (NCBI): 10935	CloneNo.: 1F7F7
Source: Mouse	UNIPROT ID: P30048	
Isotype: IgG2a	Full Name: peroxiredoxin 3	
Immunogen Catalog Number: AG1062	Calculated MW: 27 kDa	
	Observed MW: 28 kDa	

Applications

Tested Applications:
WB, Indirect ELISA, Cytometric bead array

Species Specificity:
Human

Background Information

Storage

Storage:
Store at -80°C.

Storage Buffer:
PBS Only

For technical support and original validation data for this product please contact:

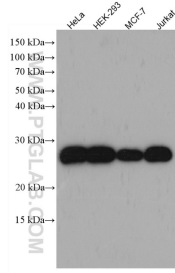
T: 4006900926

E: Proteintech-CN@ptglab.com

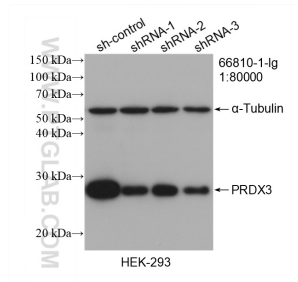
W: ptgcn.com

This product is exclusively available under Proteintech Group brand and is not available to purchase from any other manufacturer.

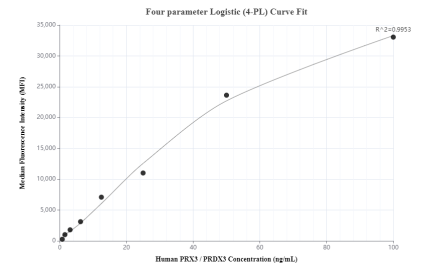
Selected Validation Data



Various lysates were subjected to SDS PAGE followed by western blot with 66810-1-Ig (PRX3 antibody) at dilution of 1:50000 incubated at room temperature for 1.5 hours. This data was developed using the same antibody clone with 66810-1-PBS in a different storage buffer formulation.



WB result of PRX3 antibody (66810-1-Ig; 1:80000; incubated at room temperature for 1.5 hours) with sh-Control and sh-PRX3 transfected HEK-293 cells. This data was developed using the same antibody clone with 66810-1-PBS in a different storage buffer formulation.



Cytometric bead array standard curve of MP50218-2, PRX3 Monoclonal Matched Antibody Pair, PBS Only. Capture antibody: 66810-1-PBS. Detection antibody: 66810-2-PBS. Standard: Ag1062. Range: 0.781-100 ng/mL