

For Research Use Only

Glucocorticoid receptor Monoclonal antibody, PBS Only



Catalog Number: 66904-1-PBS

Basic Information

Catalog Number:

66904-1-PBS

Size:

1 mg/ml

Source:

Mouse

Isotype:

IgG1

Immunogen Catalog Number:

AG28431

GenBank Accession Number:

BC015610

GeneID (NCBI):

2908

UNIPROT ID:

P04150

Full Name:

nuclear receptor subfamily 3, group C, member 1 (glucocorticoid receptor)

Calculated MW:

86 kDa

Observed MW:

97 kDa

Purification Method:

Protein A purification

CloneNo.:

1D9A9

Applications

Tested Applications:

WB,IHC,IF,ELISA

Species Specificity:

Human, mouse, rat

Background Information

Glucocorticoid receptor (GR, or GCR) also known as NR3C1 (nuclear receptor subfamily 3, group C, member 1) is a receptor for glucocorticoids, which owns a dual mode of action: as a transcription factor that binds to glucocorticoid response elements (GRE) and as a modulator of other transcription factors. It is involved in cell proliferation and differentiation and specifically implicated in newborn birth weight, thus providing a biological mechanism by which NR3C1 expression may influence birth weight (PMID:22810058).

Storage

Storage:

Store at -80°C.

Storage Buffer:

PBS only

For technical support and original validation data for this product please contact:

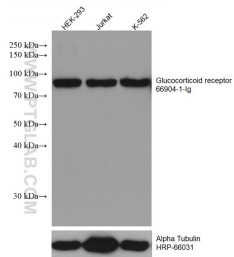
T: 4006900926

E: Proteintech-CN@ptglab.com

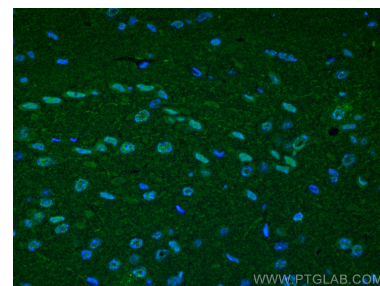
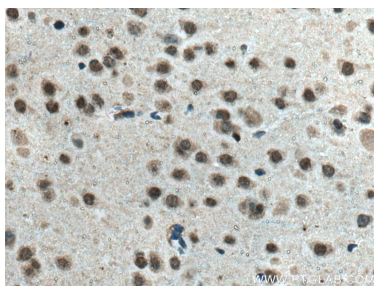
W: ptgcn.com

This product is exclusively available under Proteintech Group brand and is not available to purchase from any other manufacturer.

Selected Validation Data



Various lysates were subjected to SDS PAGE followed by western blot with 66904-1-Ig (Glucocorticoid receptor antibody) at dilution of 1:50000 incubated at room temperature for 1.5 hours. The membrane was stripped and reblotted with HRP-conjugated Alpha Tubulin Monoclonal antibody (HRP-66031) as loading control. This data was developed using the same antibody clone with 66904-1-PBS in a different storage buffer formulation.



Immunofluorescent analysis of (4% PFA) fixed mouse brain tissue using Glucocorticoid receptor antibody (66904-1-Ig, Clone: 1D9A9) at dilution of 1:400 and CoraLite®488-Conjugated AffiniPure Goat Anti-Mouse IgG(H+L). This data was developed using the same antibody clone with 66904-1-PBS in a different storage buffer formulation.