

For Research Use Only

NEIL1 Monoclonal antibody, PBS Only



Catalog Number: 67012-1-PBS

Basic Information

Catalog Number: 67012-1-PBS	GenBank Accession Number: BC010876	Purification Method: Protein A purification
Size: 1 mg/ml	GeneID (NCBI): 79661	CloneNo.: 1C6D6
Source: Mouse	UNIPROT ID: Q96FI4	
Isotype: IgG2a	Full Name: nei endonuclease VIII-like 1 (E. coli)	
Immunogen Catalog Number: AG8307	Calculated MW: 390 aa, 44 kDa	
	Observed MW: 44 kDa	

Applications

Tested Applications:
WB, Indirect ELISA, IHC, IF

Species Specificity:
Human, mouse

Background Information

NEIL1, also named as NEH1 and FPG1, belongs to the FPG family. It is involved in base excision repair of DNA damaged by oxidation or by mutagenic agents. NEIL1 acts as DNA glycosylase that recognizes and removes damaged bases. It has a preference for oxidized pyrimidines, such as thymine glycol, formamidopyrimidine (Fapy) and 5-hydroxyuracil. NEIL1 has marginal activity towards 8-oxoguanine. It has AP (apurinic/apyrimidinic) lyase activity and introduces nicks in the DNA strand. It cleaves the DNA backbone by beta-delta elimination to generate a single-strand break at the site of the removed base with both 3'- and 5'-phosphates. NEIL1 has DNA glycosylase/lyase activity towards mismatched uracil and thymine, in particular in U:C and T:C mismatches. The increased BER activity of NEILs may represent an adaptive response against ROS-induced DNA damage resulting from aniline exposure, and could be an important mechanism for the removal of oxidative DNA lesions. (PMID:21145906)

Storage

Storage:
Store at -80°C.
The product is shipped with ice packs. Upon receipt, store it immediately at -80°C

Storage Buffer:
PBS Only

For technical support and original validation data for this product please contact:

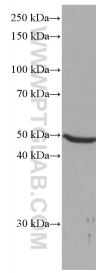
T: 4006900926

E: Proteintech-CN@ptglab.com

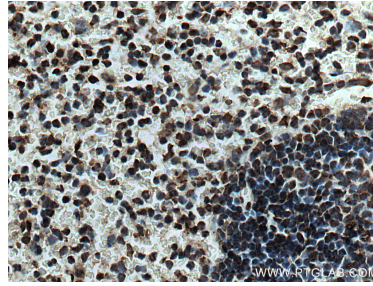
W: ptgcn.com

This product is exclusively available under Proteintech Group brand and is not available to purchase from any other manufacturer.

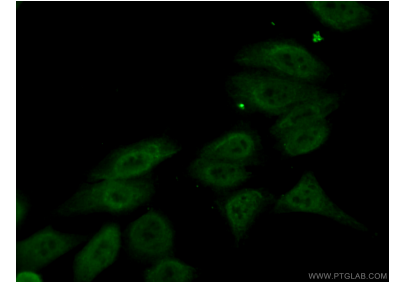
Selected Validation Data



HeLa cells were subjected to SDS PAGE followed by western blot with 67012-1-Ig (NEIL1 antibody) at dilution of 1:3000 incubated at room temperature for 1.5 hours. This data was developed using the same antibody clone with 67012-1-PBS in a different storage buffer formulation.



Immunohistochemical analysis of paraffin-embedded mouse spleen tissue slide using 67012-1-Ig (NEIL1 antibody) at dilution of 1:300 (under 40x lens. Heat mediated antigen retrieval with Tris-EDTA buffer (pH 9.0). This data was developed using the same antibody clone with 67012-1-PBS in a different storage buffer formulation.



Immunofluorescent analysis of (4% PFA) fixed HepG2 cells using 67012-1-Ig (NEIL1 antibody) at dilution of 1:100 and CoraLite488-Conjugated AffiniPure Goat Anti-Mouse IgG(H+L). This data was developed using the same antibody clone with 67012-1-PBS in a different storage buffer formulation.